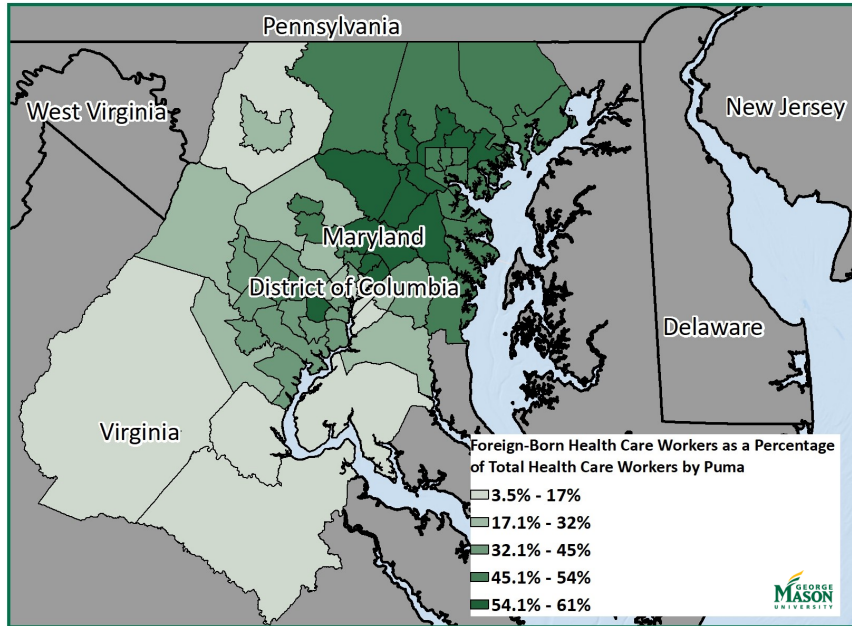


Immigrant Essential Workers in the Health Care and Social Assistance Industry in the Washington, DC and Baltimore, MD Metropolitan Areas

Figure 1. Immigrant Workers in the Health Care and Social Assistance Industry in the DC and Baltimore metro areas



Note: Data is displayed by Public Use Microdata Areas (PUMA) as defined by the U.S. Census Bureau. Maps are based on the Census Bureau's Tiger/Line shape files.

2020 NUMBERS AT A GLANCE

- **43,079,900:** Approximate number of immigrants¹ living in the U.S. (13% of the population)
- **584,500:** Approximate number of essential workers in the health care and social assistance industry² living in the DC and Baltimore metro areas
- **152,000:** Approximate number of immigrant essential workers in the health care and social assistance industry living in the DC and Baltimore metro areas (26% of the essential workers in the health care and social assistance industry)

Figure 2. Five Largest Occupations³ in Health Care and Social Assistance Industry

	All Workers	Foreign Born	Share of Foreign Born
Registered Nurses	81,968	23,039	28%
Nursing Assistants	39,708	15,315	39%
Physicians	31,616	10,775	34%
Personal care aides	22,155	10,002	45%
Licensed practical and licensed vocational nurses	20,117	7,260	36%
All Other Occupations in the Health Care and Social Assistance Industry	388,881	85,600	22%

All analysis in this fact sheet is based on source data from the U.S. Census Bureau American Community Survey, 2014-2018 distributed through IPUMS-USA, University of Minnesota, www.ipums.org, unless otherwise noted.

¹Please note that the terms "immigrant" and "foreign born" are used interchangeably throughout this fact sheet. Foreign born refers to individuals who are not a U.S. citizen at birth or who were born outside the U.S., Puerto Rico or other U.S. territories and whose parents are not U.S. citizens. The foreign born may include naturalized U.S. citizens, Legal Permanent Residents, temporary residents, refugees and asylees, and others. Additionally, native born includes those who are U.S. citizens at birth, those born in the United States, Puerto Rico, or other U.S. territories, and those born abroad to a parent who is a U.S. citizen.

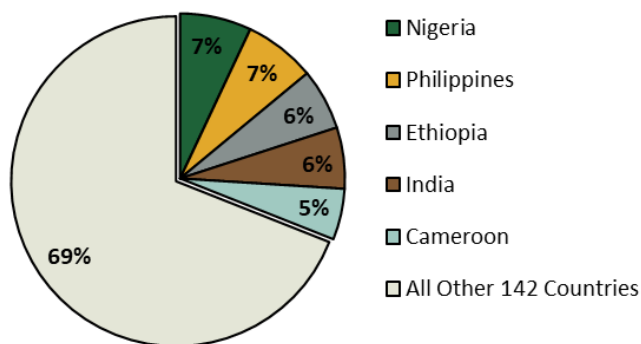
² The IIR defines the following the essential healthcare and social assistance industry as: offices of physicians, offices of dentists, offices of chiropractors, offices of optometrists, offices of other health practitioners, outpatient care centers, home health care services, other health care services, general medical and surgical hospitals, and specialty (except psychiatric and substance abuse) hospitals, psychiatric and substance abuse hospitals, nursing care facilities (skilled nursing facilities), residential care facilities, except skilled nursing facilities, individual and family services, community food and housing, and emergency services, vocational rehabilitation services.

³For more information on immigrant workers in the top two occupations in the healthcare and social assistance industry (registered nurses and nursing assistants), please see "Top 2 Occupations within the Healthcare and Social Assistance Industry: Immigrant Registered Nurses and Immigrant Nursing Assistants in the DC and Baltimore Metropolitan Areas".

Immigrant Essential Workers in the Health Care and Social Assistance Industry in the Washington, DC and Baltimore, MD Metropolitan Areas

 **Figure 3. Top Five Countries of Birth**

Top Five Countries of Birth among Immigrant Workers in the Healthcare and Social Assistance Industry



 **Figure 4. Race and Ethnicity**

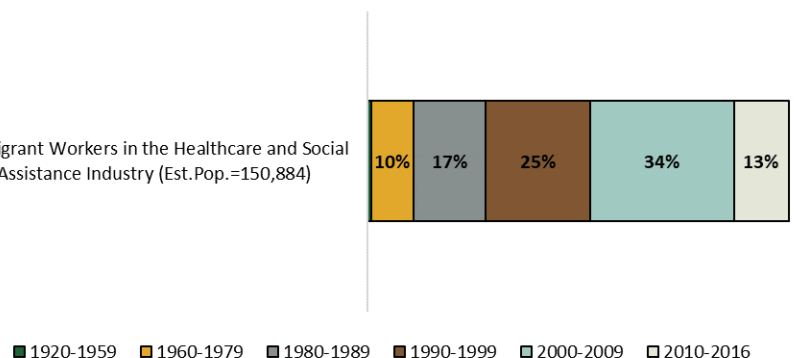
	Washington, DC and Baltimore, MD metro areas
White	21%
Asian	27%
Black	44%
Other Race	5%
Two or more races	3%
Not-Hispanic	85%
Hispanic	15%
Estimated Population of Immigrant Workers in the Healthcare and Social Assistance Industry	151,991

 **Figure 5. Gender Distribution**

	Native-born Workers in the Healthcare and Social Assistance Industry	Foreign-born Workers in the Healthcare and Social Assistance Industry
Male	23%	27%
Female	77%	73%
Estimated Population of Workers in the Healthcare and Social Assistance Industry	423,514	151,991

 **Figure 6. Year of Immigration**

Immigrant Workers in the Healthcare and Social Assistance Industry (Est.Pop.=150,884)



Immigrant Essential Workers in the Health Care and Social Assistance Industry in the Washington, DC and Baltimore, MD Metropolitan Areas

Figure 7. English Proficiency

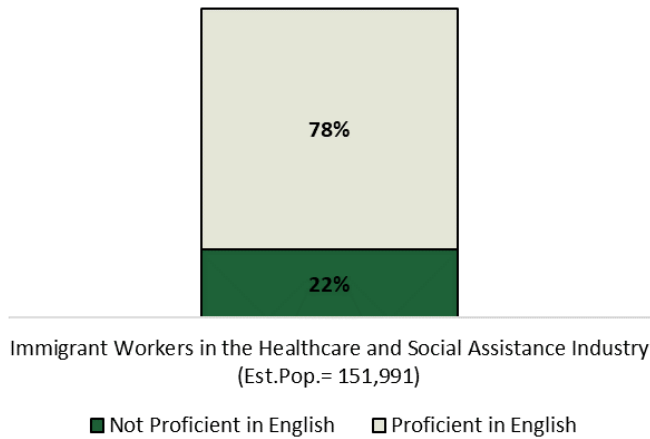


Figure 8. Citizenship Status

Immigrant Workers in the Healthcare and Social Assistance Industry (Est.Pop.= 151,991)

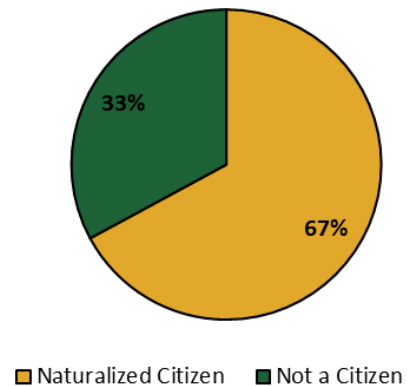


Figure 9. Personal Income

