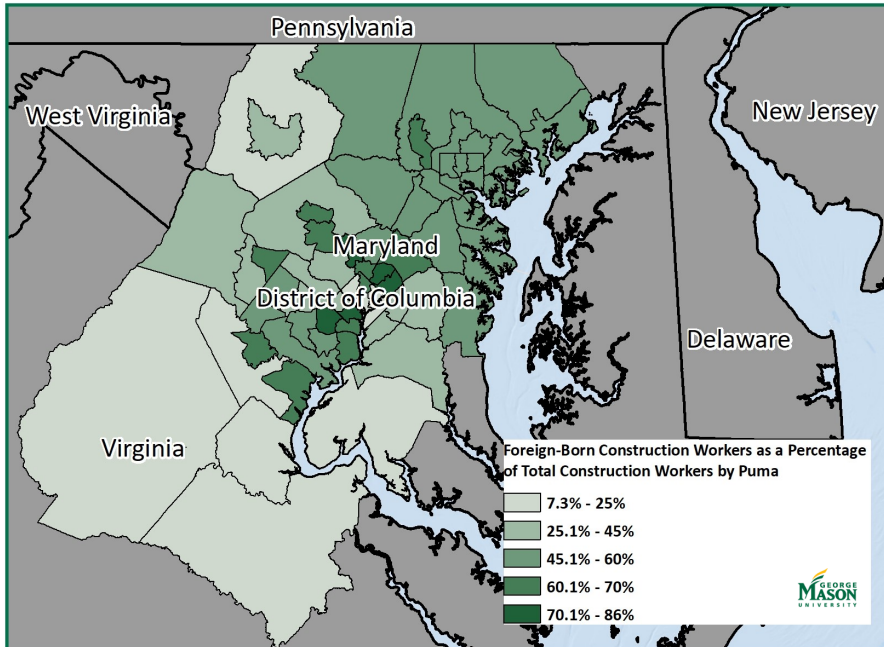


Immigrant Essential Workers in the Construction Industry in the Washington, DC and Baltimore, MD Metropolitan Areas

Figure 1. Immigrant Workers in the Construction Industry in the DC and Baltimore metro areas



Note: Data is displayed by Public Use Microdata Areas (PUMA) as defined by the U.S. Census Bureau. Maps are based on the Census Bureau's Tiger/Line shape files.

2020 NUMBERS AT A GLANCE

- **43,079,900:** Approximate number of immigrants¹ living in the U.S. (13% of the population)
- **334,300:** Approximate number of essential workers in the construction industry² living in the DC and Baltimore metro areas
- **130,000:** Approximate number of immigrant essential construction workers living in the DC and Baltimore metro areas (39% of the workers in the construction industry)

Figure 2. Five Largest Occupations³ in the Construction Industry

	All Workers	Foreign Born	Share of Foreign Born
Construction Laborers	55,854	29,549	53%
Carpenters	35,920	21,217	59%
Painters and Paperhangers	18,951	13,385	71%
First-line Supervisors of Construction Trades and Extraction Workers	23,750	6,995	29%
Construction Managers	26,361	5,466	21%
All Other Occupations in the Construction Industry	173,419	53,423	31%

All analysis in this fact sheet is based on source data from the U.S. Census Bureau American Community Survey, 2014-2018 distributed through IPUMS-USA, University of Minnesota, www.ipums.org, unless otherwise noted.

¹Please note that the terms "immigrant" and "foreign born" are used interchangeably throughout this fact sheet. Foreign born refers to individuals who are not a U.S. citizen at birth or who were born outside the U.S., Puerto Rico or other U.S. territories and whose parents are not U.S. citizens. The foreign born may include naturalized U.S. citizens, Legal Permanent Residents, temporary residents, refugees and asylees, and others. Additionally, native born includes those who are U.S. citizens at birth, those born in the United States, Puerto Rico, or other U.S. territories, and those born abroad to a parent who is a U.S. citizen.

²The IIR defines the following the essential construction industry as: construction (the cleaning of buildings and dwellings is incidental during construction and immediately after construction)

³For more information on immigrant workers in the top two occupations in the retail industry (construction laborers and carpenters), please see "Top Two Occupations for Immigrants within the Construction Industry in the DC and Baltimore Metropolitan Areas: Construction Laborers and Carpenters".

Immigrant Essential Workers in the Construction Industry in the Washington, DC and Baltimore, MD Metropolitan Areas

Figure 3. Top Five Countries of Birth

Top Five Countries of Birth among Immigrant Workers in the Construction Industry

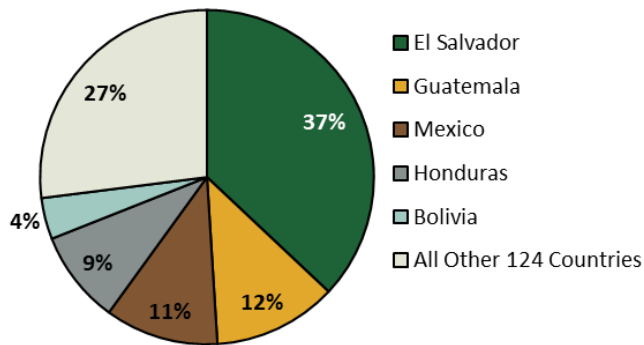


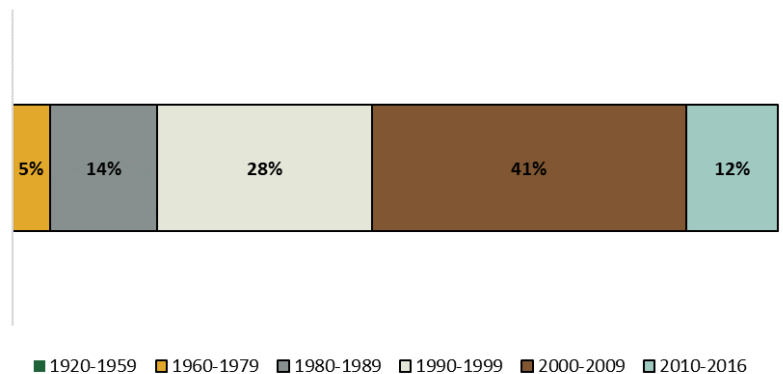
Figure 4. Race and Ethnicity

	Washington, DC and Baltimore, MD metro areas
White	43%
Asian	7%
Black	6%
Other Race	41%
Two or more races	3%
Not-Hispanic	19%
Hispanic	81%
Estimated Population of Immigrant Workers in the Construction Industry	130,035

Figure 5. Gender Distribution

	Native-born Workers in the Construction Industry	Foreign-born Workers in the Construction Industry
Male	86%	94%
Female	14%	6%
Estimated Population of Immigrant Workers in the Construction Industry	204,220	130,035

Figure 6. Year of Immigration



Immigrant Essential Workers in the Construction Industry in the Washington, DC and Baltimore, MD Metropolitan Areas

Figure 7. English Proficiency

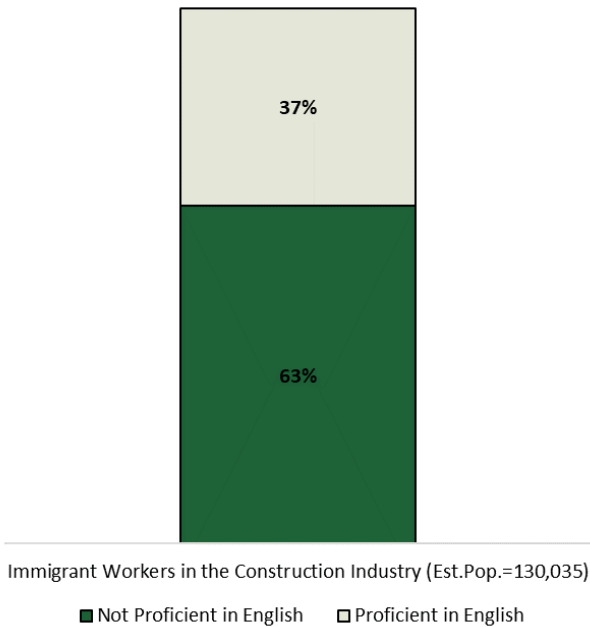
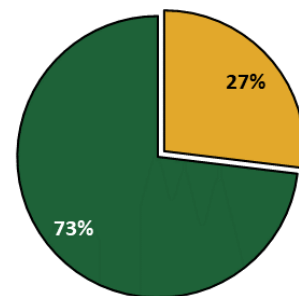


Figure 8. Citizenship Status

Immigrant Workers in the Construction Industry
(Est.Pop.= 130,035)



■ Naturalized citizen ■ Not a citizen

Figure 9. Personal Income

