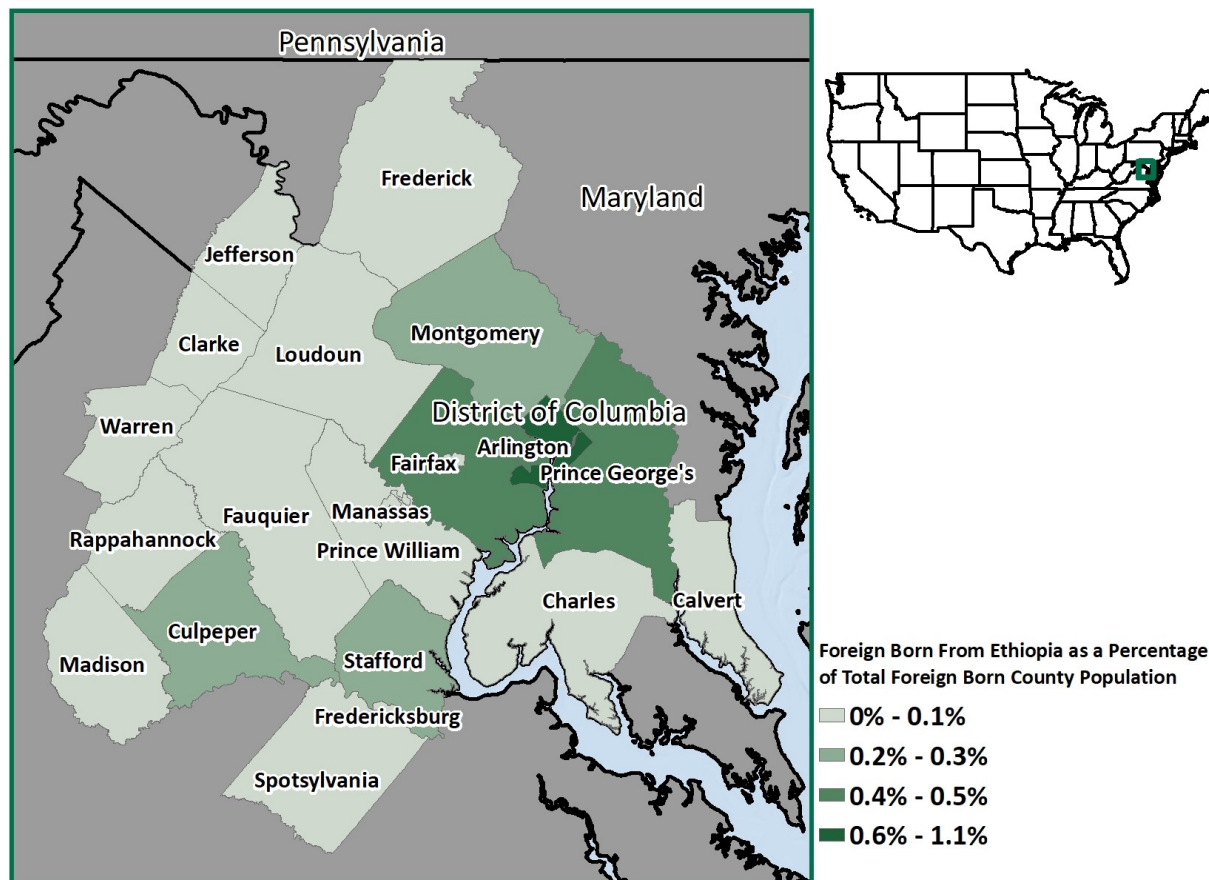


## Foreign Born From Ethiopia in the Washington-Arlington-Alexandria, DC-VA-MD-WV

**Figure 1. Immigrants From Ethiopia in the Washington-Arlington-Alexandria Metro Area**



### Distribution of Immigrants

Figure 1 shows where Ethiopian immigrants live in the Washington-Arlington-Alexandria metro area. Alexandria city (1.1%), District of Columbia (0.52%) and Arlington County (0.46%) reported the highest percentages of Ethiopian immigrants.

Note: Maps are based on IPUMS National Historical Geographic Information System: Version 15.0. ACS 2015-2019 dataset. Minneapolis: University of Minnesota. 2021.

### 2019 NUMBERS AT A GLANCE

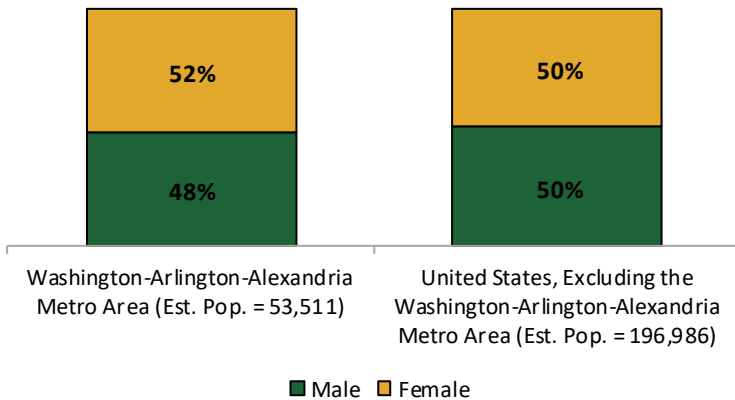
- **44,032,500:** Approximate number of immigrants<sup>1</sup> living in the U.S. (14% of the population)
- **1,408,300:** Approximate number of immigrants living in the Washington-Arlington-Alexandria Metro Area (23% of the metro's population)
- **53,500:** Approximate number of immigrants from Ethiopia living in the Washington-Arlington-Alexandria Metro Area (4% of the metro's immigrant population)
- **61%:** Estimated increase in the number of immigrants from Ethiopia living in the Washington-Arlington-Alexandria Metro Area in the past 10 years
- **19th:** Rank of the metro area among the 260 identified metro areas in terms of immigrants as a percentage of the metro's population

All analysis in this fact sheet is based on source data from the U.S. Census Bureau American Community Survey, 2015-2019 distributed through IPUMS-USA, University of Minnesota, [www.ipums.org](http://www.ipums.org), unless otherwise noted.

<sup>1</sup>Please note that the terms "immigrant" and "foreign born" are used interchangeably throughout this fact sheet. Foreign born refers to individuals who are not a U.S. citizen at birth or who were born outside the U.S., Puerto Rico or other U.S. territories and whose parents are not U.S. citizens. The foreign born may include naturalized U.S. citizens, Legal Permanent Residents, temporary residents, refugees and asylees, and others. Additionally, native born includes those who are U.S. citizens at birth, those born in the United States, Puerto Rico, or other U.S. territories, and those born abroad to a parent who is a U.S. citizen.

## Foreign Born From Ethiopia in the Washington-Arlington-Alexandria, DC-VA-MD-WV

**Figure 2. Gender Distribution Among Ethiopian Immigrants**

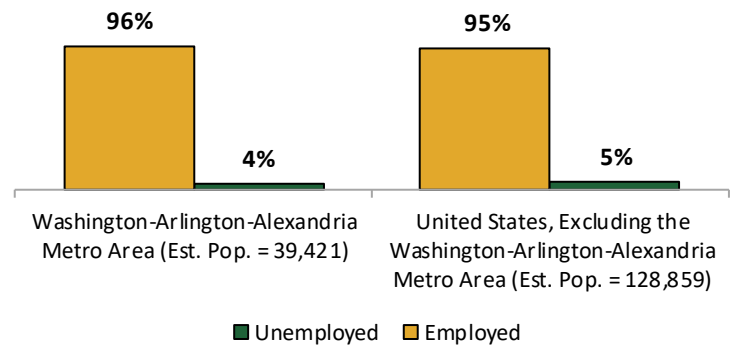


### Gender Distribution

Figure 2 shows that immigrants from Ethiopia living in the DC metro area are slightly more likely to be male compared to all other Ethiopian immigrants in the United States.

**Figure 3. Employment Rates Among Ethiopian Immigrants**

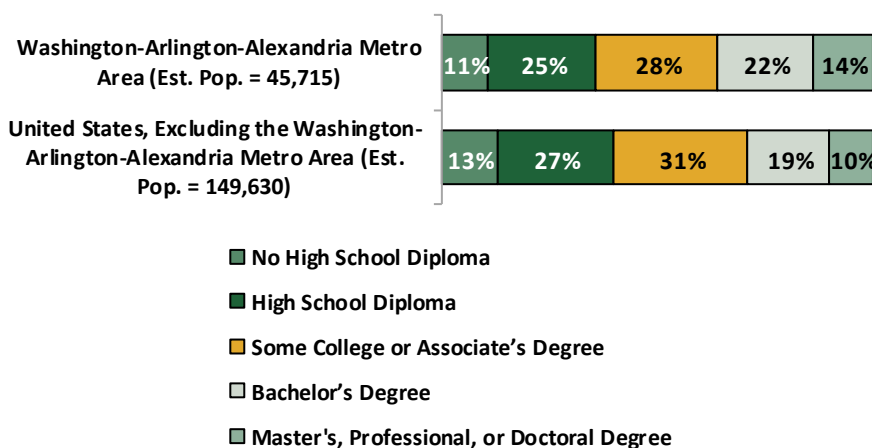
In the Labor Force , Age 16-65



### Employment Rates

Figure 3 indicates that immigrants from Ethiopia living in the DC metro area reported slightly higher employment rates compared to all other Ethiopian immigrants in the United States .

**Figure 4. Educational Attainment Among Ethiopian Immigrants**



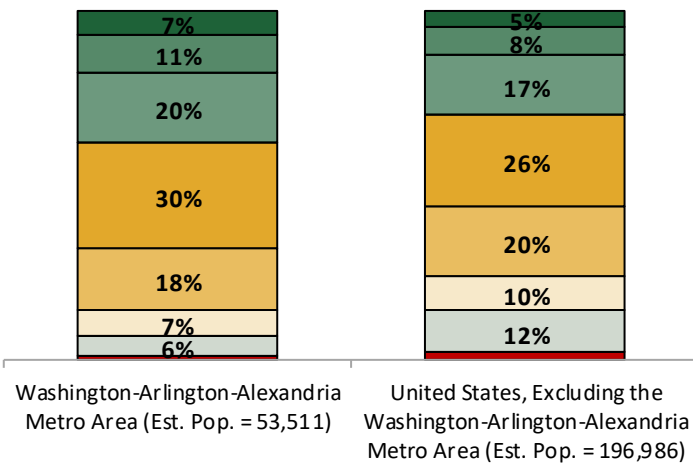
### Educational Attainment

Figure 4 shows that overall, immigrants from Ethiopia in the DC metro area are more educated than those in the rest of the United States. The former are more likely to have a Bachelor's or above Degree (36%) compared to all other Ethiopian immigrants in the United States (29%). Ethiopian immigrants living in the DC metro area are also less likely to have no high school diploma (11%) compared to all other Ethiopian immigrants in the United States (13%).

## Foreign Born From Ethiopia in the Washington-Arlington-Alexandria, DC-VA-MD-WV

**Figure 5. Age Distribution Among Ethiopian Immigrants**

- 65 years and older
- 55 to 64 years old
- 45 to 54 years old
- 35 to 44 years old
- 25 to 34 years old
- 16 to 24 years old
- 5 to 15 years
- 0 thru 4

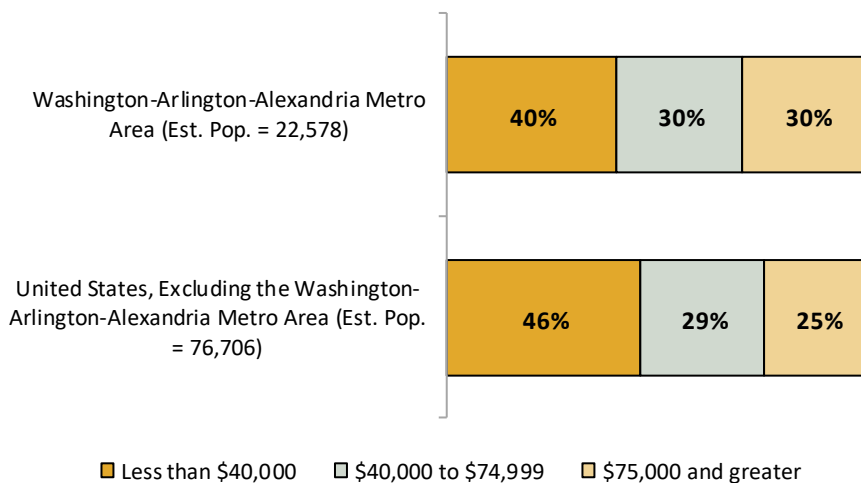


### Age Distribution

Figure 5 shows that immigrants from Ethiopia living in the DC metro area are older than all other Ethiopian immigrants in the United States. Immigrants from Ethiopia in the DC metro area are more likely to be 45 years old or older (38%) compared to all other Ethiopian immigrants in the United States (30%). The median age of immigrants from Ethiopia living in the DC metro area is 40, while the median age of immigrants from Ethiopian living in the rest of the United States is 37.

**Figure 6. Household Income<sup>2</sup> Among Ethiopian Immigrants**

Immigrant Household Head, Age 16+



### Household Income

Figure 6 shows that immigrant-headed households from Ethiopia living in the DC metro area are more likely to earn \$75,000 or above (30%) than all other Ethiopian immigrants in the United States (25%). Immigrant-headed households from Ethiopia in the DC metro are less likely to earn \$40,000 or less (40%) compared to all other Ethiopian immigrants in the United States (46%). The median household income of immigrant-headed households from Ethiopia living in the DC metro is \$48,000, while the median household income of immigrant-headed households from Ethiopian living in the rest of the United States is \$42,000.

<sup>2</sup> A household includes all the people who occupy a housing unit. A native-born U.S. citizen household is defined as a household which is headed by a native-born U.S. citizen, regardless of the immigration status of the spouse. Conversely, an immigrant headed household is defined as a household which is headed by a foreign-born individual, regardless of the immigration status of the spouse. With regard to income, the total family income is used. This includes the total annual income of all family members in the household.



## Institute for Immigration Research

The IIR's mission is to produce valid, reliable, and objective multidisciplinary research on immigrants and immigration to the United States and to disseminate this information through peer-reviewed academic journals, as well as in print and digital formats that make this research easily accessible to policy-makers, the media, the business community, and the general public. The Institute for Immigration Research is a joint venture between George Mason University and the Immigrant Learning Center, Inc. (ILC) of Malden, MA.

[www.iir.gmu.edu](http://www.iir.gmu.edu)

4400 University Drive, MSN 1D7

Fairfax, VA 22030

