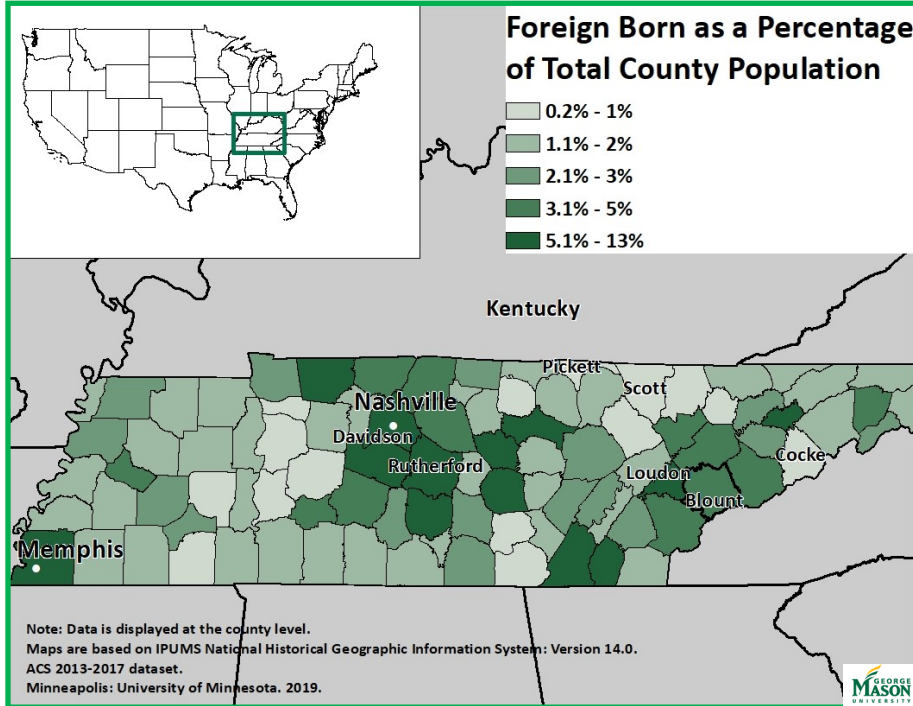


Immigrants in Blount County, Tennessee

Figure 1. Immigrants in Tennessee



2017 NUMBERS AT A GLANCE

- **43,079,900:** Approximate number of immigrants¹ living in the U.S. (13% of the population)
- **327,700:** Approximate number of immigrants living in Tennessee (5% of the state's population)
- **32%:** Estimated increase in the number of immigrants living in Tennessee over the past 10 years
- **3,800:** Approximate number of immigrants living in Blount County, TN (3% of the county's population)
- **-8%:** Estimated decrease in the number of immigrants living in Blount County, Tennessee over the past 10 years
- **35th:** Rank of the state of Tennessee among the 50 states and Washington, D.C. in terms of immigrants as a percentage of the state's population

Distribution of Immigrants in the State of Tennessee

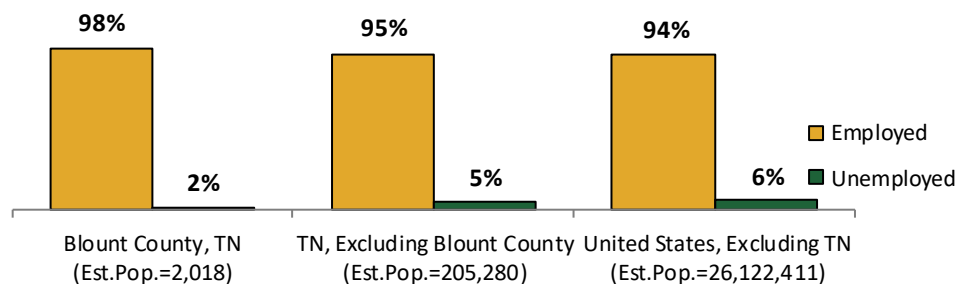
Figure 1 shows where immigrants live in the state of Tennessee. Davidson County (12 percent), Loudon County (8 percent), and Rutherford County (7 percent) reported the highest percentages of immigrants. Immigrants makes up the smallest shares of the population in Scott County (0.2 percent), Pickett County (0.4 percent), and Cocke County (0.6 percent). Immigrants in Blount County account for three percent of the population in the county.



Figure 2. Employment Rates Among Immigrants

Employment

Figure 2 highlights that immigrants living in Blount County, TN report higher rates of employment compared to all other immigrants in Tennessee² and the rest of United States.



All analysis in this fact sheet is based on source data from the U.S. Census Bureau American Community Survey, 2013-2017 distributed through IPUMS-USA, University of Minnesota, www.ipums.org, unless otherwise noted.

¹Please note that the terms "immigrant" and "foreign born" are used interchangeably throughout this fact sheet. Foreign born refers to individuals who are not a U.S. citizen at birth or who were born outside the U.S., Puerto Rico or other U.S. territories and whose parents are not U.S. citizens. The foreign born may include naturalized U.S. citizens, Legal Permanent Residents, temporary residents, refugees and asylees, and others. Additionally, native born includes those who are U.S. citizens at birth, those born in the United States, Puerto Rico, or other U.S. territories, and those born abroad to a parent who is a U.S. citizen.

²All other immigrants in Tennessee excluding Blount County, TN.

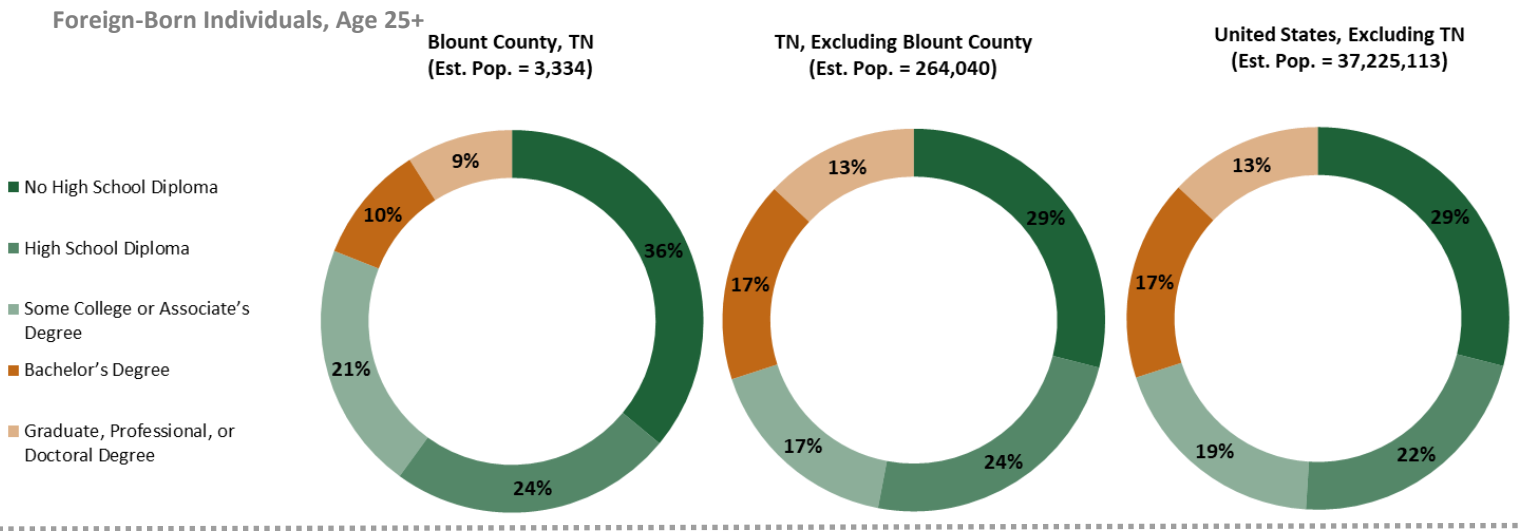
³A household includes all the people who occupy a housing unit. A native-born U.S. citizen household is defined as a household which is headed by a native-born U.S. citizen, regardless of the immigration status of the spouse. Conversely, an immigrant headed household is defined as a household which is headed by a foreign-born individual, regardless of the immigration status of the spouse. With regard to income, the total family income is used. This includes the total annual income of all family members in the household.

Immigrants in Blount County, Tennessee

Education Attainment

Foreign-born individuals living in Blount County are less likely to have a high school diploma or higher compared to all other immigrants in Tennessee and the rest of United States. Meanwhile, foreign-born individuals living in Blount County are also less likely to have a graduate, professional, or doctoral degree compared to all other immigrants in Tennessee and the rest of United States.

 **Figure 3. Education Attainment Among Immigrants**



Race and Ethnicity

Figure 4 indicates that there are much higher shares of immigrants who identify as White and lower proportions of immigrants who identify as Black or Asian in Blount County, TN compared to all other immigrants in Tennessee and the rest of United States. With regards to ethnicity, there are slightly greater shares of immigrants in Blount County, TN who identify as Hispanic (of any race) compared to the remainder of Tennessee and the rest of United States.

 **Figure 4. Race and Ethnicity Among Immigrants**

	Blount County, TN	TN, Excluding Blount County	United States, Excluding TN
White	72%	50%	47%
Asian	19%	24%	27%
Black	5%	10%	9%
Other Race	1%	14%	15%
Two or more races	3%	2%	2%
Not-Hispanic	53%	57%	55%
Hispanic	47%	43%	45%
Estimated Immigrant Population	3,816	323,893	42,752,203

Immigrants in Blount County, Tennessee

Age

Figure 5 shows that immigrants in Blount County are more likely to be 35 to 44 years old compared to all other immigrants in Tennessee and the rest of United States. Overall, immigrants living in Blount County have median age of 39, which is older than all other immigrants in Tennessee (37) and younger than all other immigrants in the United States (43).



Figure 5. Age Distribution Among Immigrants

Age	Blount County, TN	TN, Excluding Blount County	United States, Excluding TN
0 thru 4	0%	1%	1%
5 to 15 years	2%	6%	4%
16 to 24 years old	10%	11%	8%
25 to 34 years old	22%	24%	18%
35 to 44 years old	30%	24%	21%
45 to 54 years old	10%	16%	19%
55 to 64 years old	8%	10%	14%
65 years and older	18%	8%	15%
Estimated Immigrant Population	3,816	323,893	42,752,203

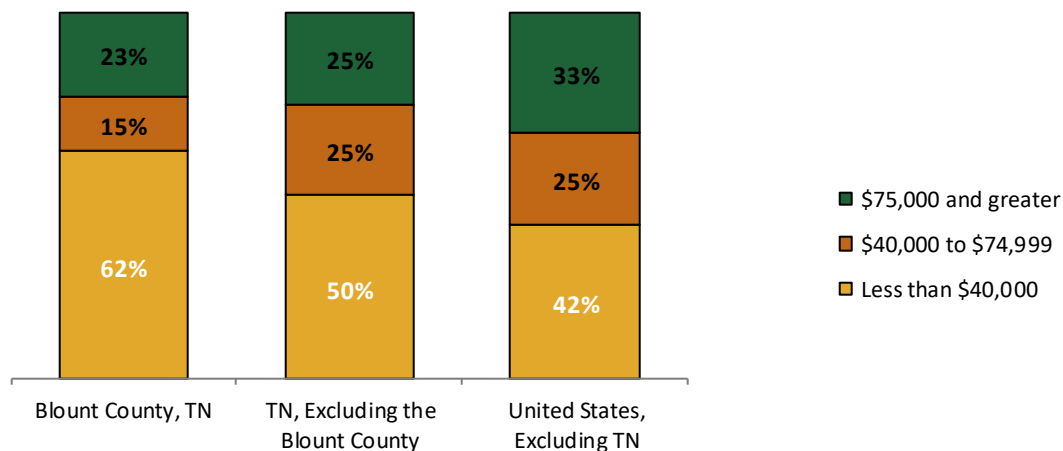
Family Income

Figure 6 shows that immigrant household heads in Blount County are more likely to earn less than \$40,000 compare to all other immigrants in Tennessee and the rest of United States. Meanwhile, immigrant household heads in Blount County have much lower median household income (\$28,392) compared to all other immigrants in Tennessee (\$40,000) and the rest of United States (\$49,079).



Figure 6. Family Income Among Immigrants³

Foreign-Born Immigrant Household Head, Age 16+





Institute for Immigration Research

The Institute for Immigration Research (IIR) works to refocus the immigration conversation among academics, policy-makers and the public, including the business community and media, by producing and disseminating unbiased and objective, multidisciplinary academic research related to immigrants and immigration to the United States. The Institute for Immigration Research is a joint venture between George Mason University and the Immigrant Learning Center, Inc. (ILC) of Malden, MA.

www.iir.gmu.edu

4400 University Drive, MSN 1D7

Fairfax, VA 22030

