

# George Mason University

## Office of the University Registrar

### Degree Works for Students

Think of Degree Works as a “virtual advisor,” which allows a student to determine which degree requirements have been fulfilled, and which coursework remains to fulfill their degree requirements. Wondering if a course will count for your Mason Core, College, major, minor, or concentration? Degree Works’ “What If” function allows students to type in a course number, and it will show if the course is a general elective, or if it will fulfill Mason Core, major, minor, or concentration requirements. (Note: Degree Works is the degree evaluation system used by students with a catalog year of Fall 2012 and later.)

**Video clip on how to use Degree Works:** <https://registrar.gmu.edu/students/degree-evaluation/degree-works/>

**Student information is updated nightly.** Information such as program changes and registration will not appear on the evaluation until the following day. You must click “Process New” to view the updated information.

#### To access Degree Works:


1. Login to Patriot Web
2. Select Student Services
3. Select Student Records
4. Select Degree Evaluation Menu
5. Select Degree Works


The screenshot displays the 'Degree Works for Students' web application. At the top, there is a navigation bar with 'Back to Self-Service', 'Help', and 'Print' options. Below this, a header section shows student details: Student ID (M 4), Name (Mason, George), Degree (BA COM), Major (Communication), Last Audit (Today), and Last Refresh (Today at 2:41 pm). The main content area is titled 'Degree Evaluations' and includes a 'What If' section with a 'Student View' dropdown, 'View', 'Save as PDF', and 'Process New' buttons. A 'Class History' link is also present. Below the buttons, a table displays student information: Student (George Mason...), ID, Classification (Sophomore), Advisor (Advisor Locator Link), Overall GPA (2.16), Institutional Credits (21), Transfer Credits (27), Holds (YES), Level (Undergraduate), Degree (BA Communication), College (Humanities & Social Sciences), Major (Communication), Minor (Sport Communication), Concentration (Journalism), Applied to Graduate, and Confidential. A 'Degree Progress' section shows a progress bar for 'Requirements' at 21%, with a note: 'This is an estimate of your progress toward degree completion'. A 'Disclaimer' section states: 'This evaluation is provided for advisement. It is not an official evaluation. Please report any additions or corrections to your advisor.' A 'Legend' section defines symbols for Complete, Complete except for classes in-progress, Not Complete, Nearly complete - see advisor, Transfer Class, Any course number, Requires Prerequisite, and Course Range. At the bottom, a summary bar shows 'BA in Communication', 'Catalog Year: 2012-2013', 'Credits Required: 126', 'GPA: 2.16', and 'Credits Applied: 49'. The interface is overlaid on a video player with a progress bar at 0:03 / 4:53 and YouTube controls.


# Degree Evaluation


- The degree evaluation presents your requirements in areas called blocks, separated by green bars. (Think of the minimum 120 credits for graduation as a pizza, with each green block being a slice of the pizza, showing your requirements in Mason Core, college, major, minor, or concentration...)
- Some blocks have additional information at the top. Be sure to read these notes carefully as they contain information about the block you need to know, such as minimum grades or GPA requirements.
- Each block represents a set of requirements such as general education, major and minor.
- Students should contact their Academic Advisor if they have a question about how courses are applying in the degree evaluation.

## Here are some explanations for the symbols found throughout the degree evaluation:

 There will be an empty red box next to any unmet requirements. To the right of each red box, there will be a link to the University catalog or a list of approved courses for that requirement.

 A green check box will appear next to individual requirements that are completed and at the top of the block when you have completed all the requirements in that block.

 A blue box with a double tilde means the requirement is not fully met and you should contact your advisor for assistance.

 A blue box with a single tilde means the requirement will be met if currently registered classes are passed with satisfactory grades.

The '@' symbol is a wild card. If the @ sign appears with course numbers after it (e.g., @ 300:499), you may take any subject area with that level (any 300 or 400 level course). If it appears after a subject prefix (e.g., ECON @), it

@ means you can take any course with that subject prefix (any course in Economics). If it appears after a subject prefix and a number (e.g., ECON 3@), it means you can take any course with that subject prefix at that level (any Economics course at the 300 level).

---

## What-If and Look Ahead

The What-If function shows what a degree evaluation would look like with a different major, minor, concentration or catalog year. This does **not** officially change the student's record, but rather projects what a student's degree plan would look like IF they changed their major, took certain classes, etc...

*Please note: Students with a declared double major will have a double major audit. The What-if function cannot be used to display a double major.*

The Look Ahead is available through both the What-If and Look Ahead tabs. It allows you to see how potential courses might apply to your degree. The Look Ahead is for planning purposes only and course availability is not guaranteed. Students will still need to register through Patriot Web

**What-If:** Click on the What-If tab on the left menu bar. Use the drop down menus to see how your degree plan would change if you changed your major, or added a minor or concentration. At the bottom of the page, you can enter course numbers to determine how they will count (or count, at all...) for your degree plan. After making the What-If changes, click on "Process What-If." The courses you entered will appear in a blue font as "Planned," and Degree Works will show if they count in Mason Core, major, minor, concentration, as upper level courses, or as general electives.