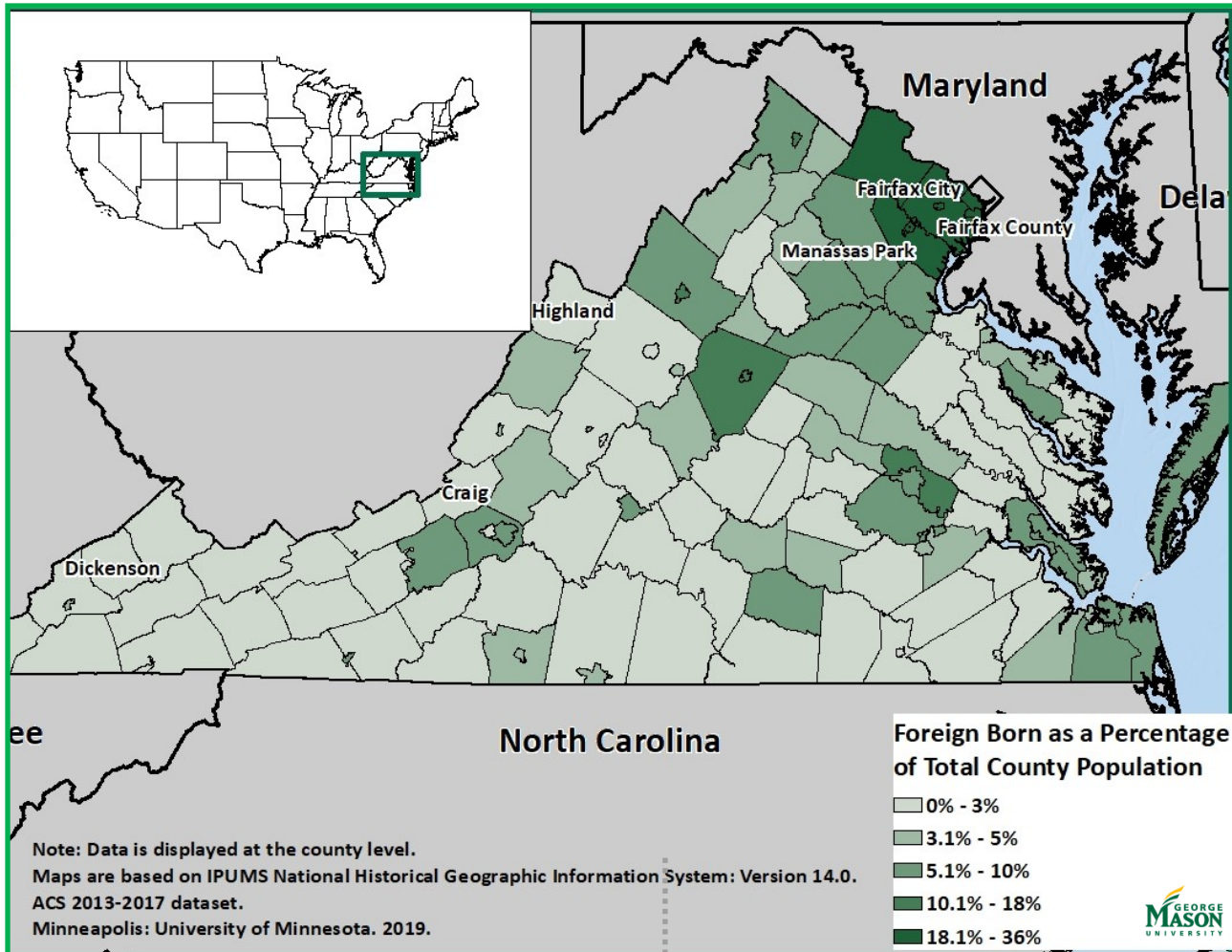


## Immigrants in Virginia

**Figure 1. Immigrants in Virginia**



### 2017 NUMBERS AT A GLANCE

- **43,079,900:** Approximate number of immigrants\* living in the U.S. (13% of the population)
- **1,013,500:** Approximate number of immigrants living in Virginia (12% of the state's population)
- **16th:** Rank of the state of Virginia among the 50 states and Washington, D.C. in terms of immigrants as a percentage of the state's population

### Distribution of Immigrants in the State of Virginia

Figure 1 shows where immigrants live in the state of Virginia. Manassas Park City (36%), Fairfax County (31%), and Fairfax City (29%) reported the highest percentages of foreign-born individuals in Virginia. Craig County (<0.1%), Highland County (0.4%) and Dickenson County (0.5%) reported the lowest percentages of foreign-born individuals in Virginia.

All analysis in this fact sheet is based on source data from the U.S. Census Bureau American Community Survey, 2012-2016 distributed through IPUMS-USA, University of Minnesota, [www.ipums.org](http://www.ipums.org).

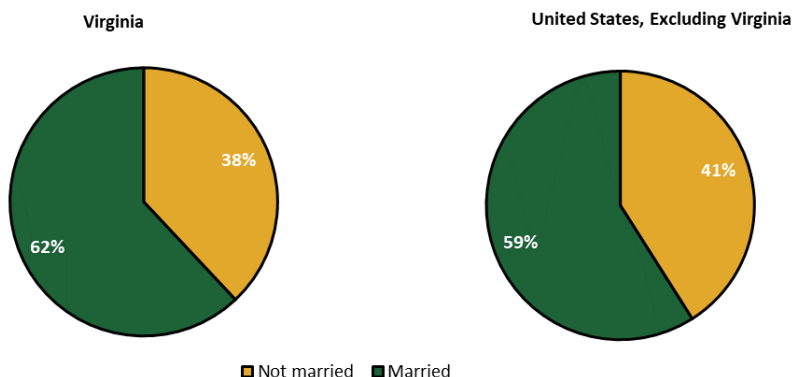
\*Please note that the terms "immigrant" and "foreign born" are used interchangeably throughout this fact sheet. Foreign born refers to individuals who are not a U.S. citizen at birth or who were born outside the U.S., Puerto Rico or other U.S. territories and whose parents are not U.S. citizens. The foreign born may include naturalized U.S. citizens, Legal Permanent Residents, temporary residents, refugees and asylees, and others. Additionally, native born includes those who are U.S. citizens at birth, those born in the United States, Puerto Rico, or other U.S. territories, and those born abroad to a parent who is a U.S. citizen.

## Immigrants in Virginia

**Figure 2. Marital Status of Immigrants**  
Foreign-Born Individuals, Age 15+

### Marital Status

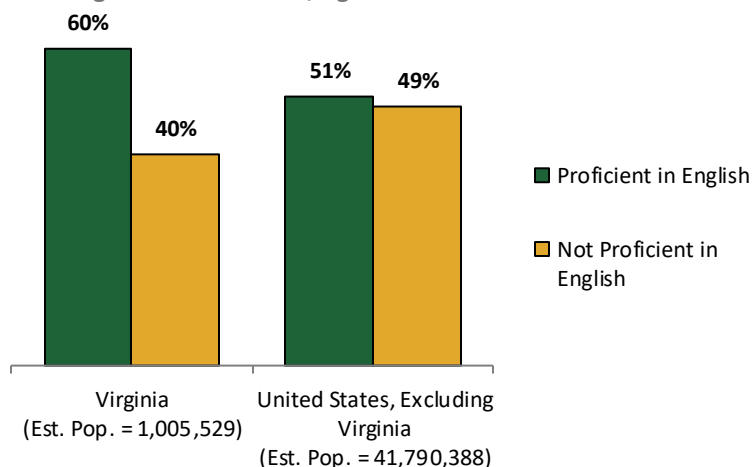
Figure 2 shows that immigrants living in Virginia are more likely to be married compared to all other immigrants in the United States.



**Figure 3. English Proficiency Among Immigrants**  
Foreign-Born Individuals, Age 5+

### English Proficiency

Overall, immigrants living in Virginia report much higher rates of English Proficiency (speaks only English or speaks English very well) compared to immigrants nationwide (Figure 3).



**Figure 4. Top Five Occupational Groups Among Immigrants**  
Foreign-Born Individuals, Age 16-65+, in the Labor Force and Employed

Figure 4 shows that immigrants in Virginia are more likely to work in management, business and arts occupations, which doesn't even fall in the top 5 among immigrants nationwide. Immigrants in Virginia are more likely to work in construction and computer and mathematical occupations compared to the rest of the United States.

Top 5 Occupational Groups	Virginia	Top 5 Occupational Groups	United States, Excluding Virginia
Management, Business, Science, and Arts Occupations	10%	Office And Administrative Support Occupations	9%
Construction Occupations	10%	Construction Occupations	8%
Sales	9%	Sales	8%
Office and Administrative Support Occupations	8%	Building And Grounds Cleaning And Maintenance Occupations	8%
Computer and Mathematical Occupations	8%	Production Occupations	8%
20 Other Occupational Groups	55%	20 Other Occupational Groups	59%
Estimated Immigrant	640,551	Estimated Immigrant	24,175,046

## Immigrants in Virginia

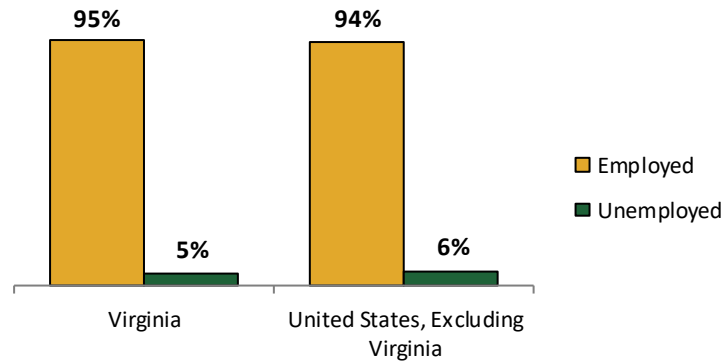
### Employment

Immigrants living in Virginia reported slightly higher rates of employment compared to other immigrants living across the nation (Figure 5).



**Figure 5. Employment Among Immigrants**

Foreign-Born Individuals in the Labor Force, Age 16—65



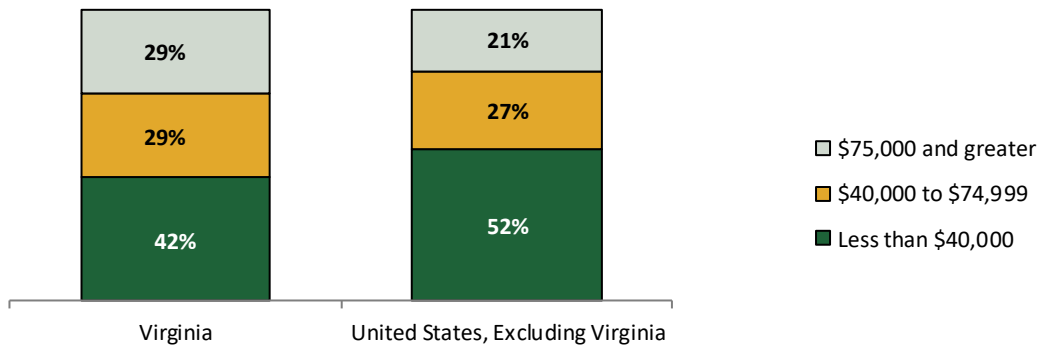
### Personal Income

Full-time employed immigrants who are ages 16 to 65 years old living in Virginia are much more likely to earn \$40,000 or more compared to foreign-born individuals living across the United States. Immigrants living in Virginia reported higher median personal incomes (\$46,538) compared to immigrants living across the United States (\$37,880).



**Figure 6. Personal Income Among Immigrants**

Foreign-Born Individuals in the Labor Force and Employed Full-Time, Age 16—65



### ABOUT THE INSTITUTE FOR IMMIGRATION RESEARCH

The IIR works to refocus the immigration conversation among academics, policy-makers and the public, including the business community and media, by producing and disseminating unbiased and objective, interdisciplinary academic research related to immigrants and immigration to the United States. The Institute for Immigration Research is a joint venture between George Mason University and the Immigrant Learning Center, Inc. (ILC) of Massachusetts. To learn more about the Institute for Immigration Research call (703) 993-5833, email [iir@gmu.edu](mailto:iir@gmu.edu), or visit us online at [iir.gmu.edu](http://iir.gmu.edu).