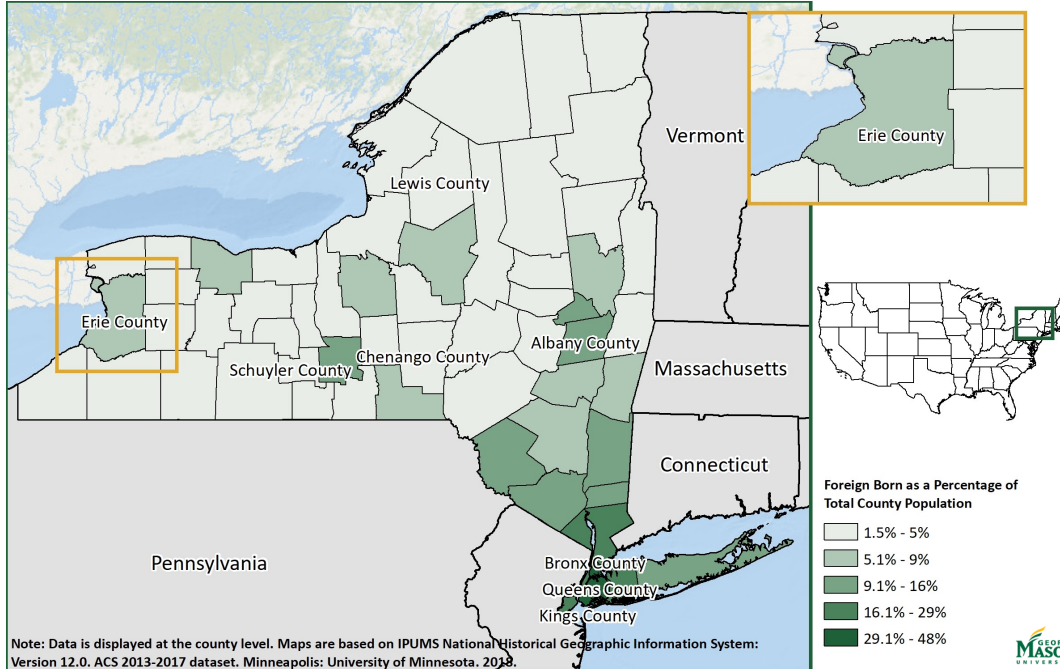


Immigrants in Erie County, New York

Figure 1. Immigrants in New York



2017 NUMBERS AT A GLANCE

- **43,079,900:** Approximate number of immigrants¹ living in the U.S. (13% of the population)
- **4,503,900:** Approximate number of immigrants living in New York (23% of the state's population)
- **63,100:** Approximate number of immigrants living Erie County, NY (7% of the county's population)
- **2nd:** Rank of the state of New York among the 50 states and Washington, D.C. in terms of immigrants as a percentage of the state's population

Distribution of Immigrants in the State of New York

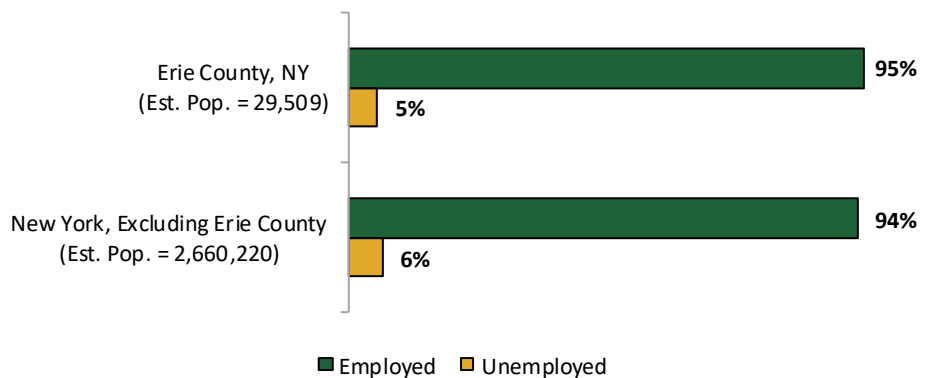
Figure 1 shows where immigrants live in the state of New York. Erie County is located in Western New York, and has an estimated immigrant population of 63,071 people, which represents 6.8 percent of the total county population. Queens County (47.5 percent), Kings County (36.9 percent), and Bronx County (35.3 percent) reported the highest share of immigrants. Immigrants make up the smallest percentages of the population in Lewis County, Chenango County, and Schuyler County.

Employment Status

Figure 2 shows that immigrants age 16 to 65 living in the Erie County, NY report slightly higher rates of employment compared to all other immigrants² in the state of New York.

Figure 2. Employment Status Among Immigrants

Foreign-Born Individuals in the Labor Force, Age 16-65



All analysis in this fact sheet is based on source data from the U.S. Census Bureau American Community Survey, 2013-2017 distributed through IPUMS-USA, University of Minnesota, www.ipums.org, unless otherwise noted.

¹Please note that the terms "immigrant" and "foreign born" are used interchangeably throughout this fact sheet. Foreign born refers to individuals who are not a U.S. citizen at birth or who were born outside the U.S., Puerto Rico or other U.S. territories and whose parents are not U.S. citizens. The foreign born may include naturalized U.S. citizens, Legal Permanent Residents, temporary residents, refugees and asylees, and others. Additionally, native born includes those who are U.S. citizens at birth, those born in the United States, Puerto Rico, or other U.S. territories, and those born abroad to a parent who is a U.S. citizen.

²All other immigrants in New York excluding Erie County, NY

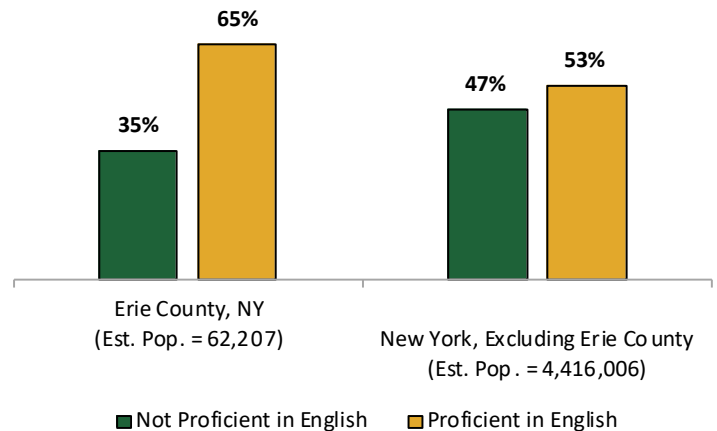
Immigrants in Erie County, New York

English Proficiency

Figure 3 indicates that immigrants in the Erie County, NY report much higher rates of English proficiency (speaks only English or speaks English very well) compared to all other immigrants in the state of New York. Specifically, 65 percent of immigrants in Erie County, NY are proficient in English, compared to 53 percent of all other immigrants in the state of New York.

Figure 3. English Proficiency Among Immigrants

Foreign-Born Individuals, Age 5+

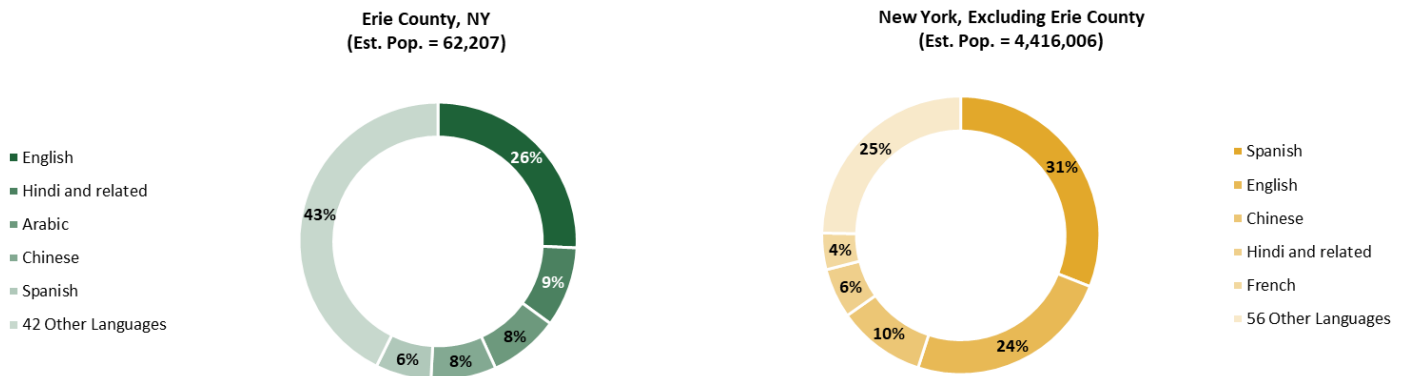


Language

English is the most common language spoken at home by immigrants in Erie County, NY while Spanish is the most common language spoken at home by all other immigrants in the state of New York (Figure 4). Only 6 percent of immigrants in Erie County, NY speak Spanish at home, compared to 31 percent of all other immigrants in the state. There are greater shares of immigrants in Erie County, NY who speak Hindi and Arabic at home compared to the rest of the state.

Figure 4. Top Five Languages Among Immigrants

Foreign-Born Individuals, Age 5+



ABOUT THE INSTITUTE FOR IMMIGRATION RESEARCH

The IIR works to refocus the immigration conversation among academics, policy-makers and the public, including the business community and media, by producing and disseminating valid, reliable, and objective, multidisciplinary academic research related to immigrants and immigration to the United States. The Institute for Immigration Research is a joint venture between George Mason University and the Immigrant Learning Center, Inc. (ILC) of Massachusetts. To learn more about the Institute for Immigration Research call (703) 993-5833, email iir@gmu.edu, or visit us online at iir.gmu.edu.

iDod

Immigration Data on Demand

IMMIGRATION DATA ON DEMAND (iDod)

The iDod service is offered free of charge to help individuals and institutions examine the immigrant populations of their particular geography. Recipients of this data will see how immigrants provide vital contributions to the economy and society of the U.S. Ultimately, the goal of the iDod project is to create collaborations and connect people with data of interest on immigrant populations from their particular geographic region or economic sector.