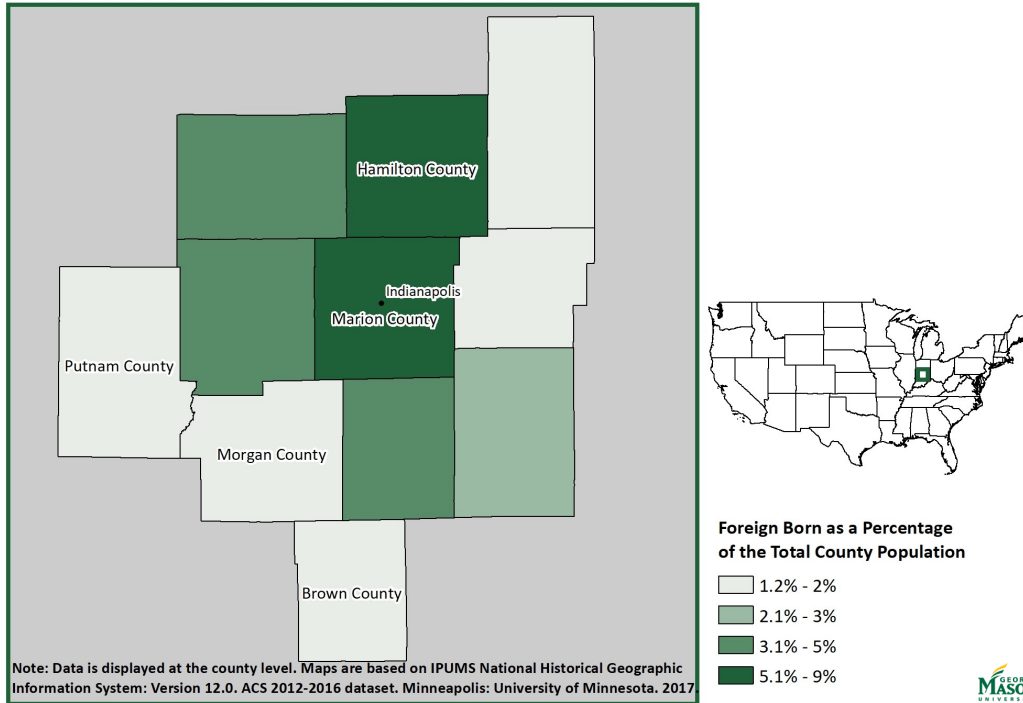


## Immigrants in the Indianapolis-Carmel-Anderson, IN Metropolitan Area

**Figure 1. Immigrants in the Indianapolis Metropolitan Area**



### 2016 NUMBERS AT A GLANCE

- **42,228,200:** Approximate number of immigrants<sup>1</sup> living in the U.S. (13% of the population)
- **324,000:** Approximate number of immigrants living in Indiana (5% of the state's population)
- **126,700:** Approximate number of immigrants living in the Indianapolis-Carmel-Anderson Metropolitan Area (6% of the area's population)
- **33rd:** Rank of the state of Indiana among the 50 states and Washington, D.C. in terms of immigrants as a percentage of the state's population

### Distribution of Immigrants in the Indianapolis-Carmel-Anderson, IN Metropolitan Area

Figure 1 shows where immigrants live in the Indianapolis-Carmel-Anderson metropolitan area. Within the Indianapolis metro area, Marion County (9%) and Hamilton County (7%) reported the highest percentages of immigrants. Immigrants make up smaller shares of the population in Morgan, Brown, and Putnam County. Nearly two in five immigrants in Indiana live in the Indianapolis metro area.

### Country of Birth

Foreign-born individuals living in the Indianapolis-Carmel-Anderson metro area come from a variety of countries (Figure 2). Compared to all other immigrants in the United States,<sup>2</sup> there are larger shares of immigrants from Mexico, India, Burma (Myanmar), and Nigeria living in the Indianapolis-Carmel-Anderson metro area.

**Figure 2. Top Five Countries of Birth Among Immigrants**

Indianapolis-Carmel-Anderson Metro Area		United States, Excluding the Indianapolis Metro Area	
Mexico	29%	Mexico	27%
India	12%	India	5%
China	4%	China	5%
Burma (Myanmar)	4%	Philippines	5%
Nigeria	3%	El Salvador	3%
132 Other Countries	48%	151 Other Countries	55%
<b>Estimated Immigrant Population</b>	<b>126,748</b>	<b>Estimated Immigrant Population</b>	<b>42,101,449</b>

All analysis in this fact sheet is based on source data from the U.S. Census Bureau American Community Survey, 2012-2016 distributed through IPUMS-USA, University of Minnesota, [www.ipums.org](http://www.ipums.org), unless otherwise noted.

<sup>1</sup>Please note that the terms "immigrant" and "foreign born" are used interchangeably throughout this fact sheet. Foreign born refers to individuals who are not a U.S. citizen at birth or who were born outside the U.S., Puerto Rico or other U.S. territories and whose parents are not U.S. citizens. The foreign born may include naturalized U.S. citizens, Legal Permanent Residents, temporary residents, refugees and asylees, and others. Additionally, native born includes those who are U.S. citizens at birth, those born in the United States, Puerto Rico, or other U.S. territories, and those born abroad to a parent who is a U.S. citizen.

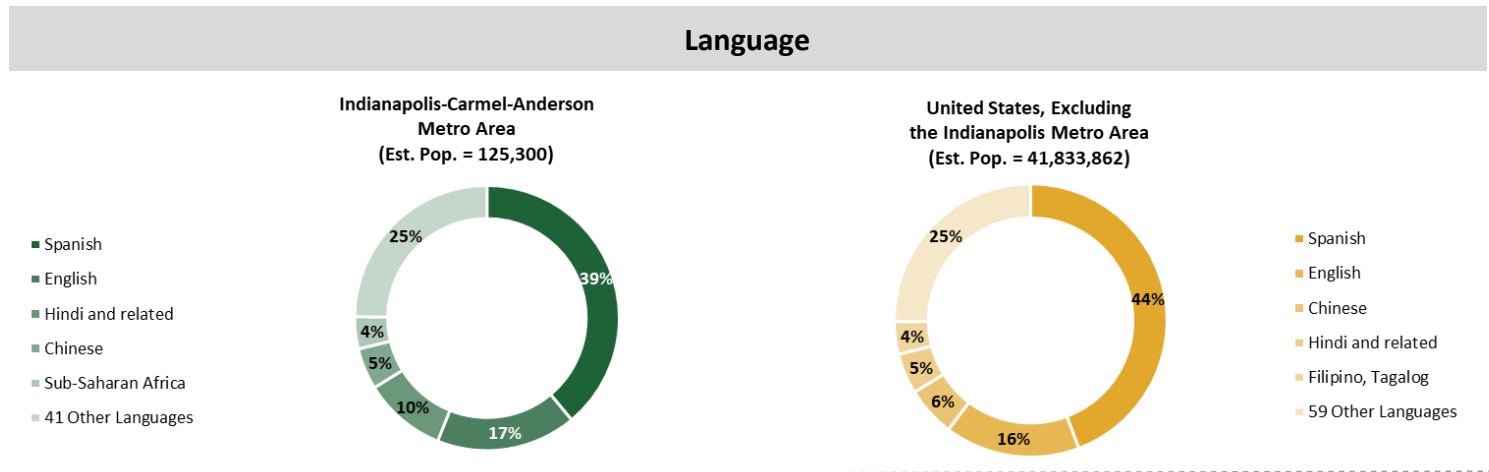
<sup>2</sup>All other immigrants in the United States excluding the Indianapolis-Carmel-Anderson metro area

# Immigrants in the Indianapolis-Carmel-Anderson, IN Metropolitan Area

## Languages Spoken at Home

Across the Indianapolis-Carmel-Anderson metro area and the United States, the most common languages spoken in immigrant households are Spanish and English (Figure 3). Compared to all other foreign-born individuals living across the nation, there are greater percentages of immigrants living in the Indianapolis-Carmel-Anderson metro area who speak English; Hindi; or a Sub-Saharan African language at home.

**Figure 3. Top Five Languages Spoken at Home Among Immigrants**  
Foreign-Born Individuals, Age 5+



## Citizenship

Figure 4 shows that immigrants living in the Indianapolis-Carmel-Anderson metro area report significantly lower rates of naturalization relative to the remainder of immigrants living in the United States. Slightly over one in three foreign-born individuals in the Indianapolis-Carmel-Anderson metro area are naturalized citizens compared to 47 percent of the remainder of immigrants living across the United States.

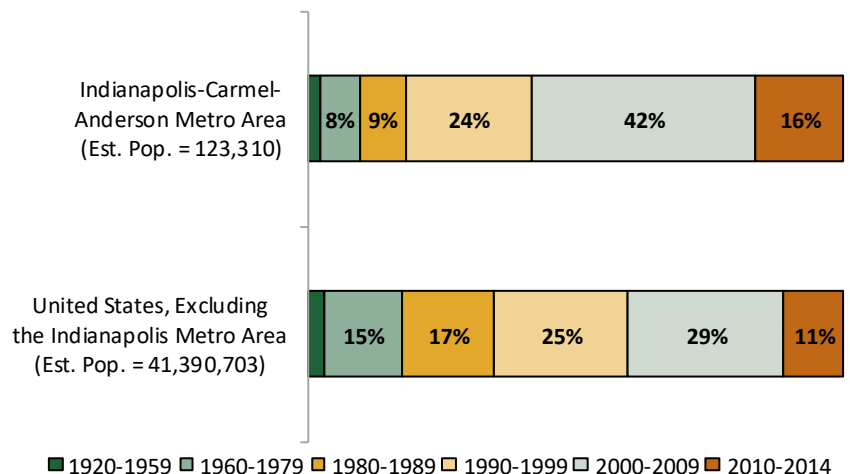
**Figure 4. Naturalization Rates Among Immigrants**

	Indianapolis-Carmel-Anderson Metro Area	United States, Excluding the Indianapolis Metro Area
Naturalized citizen	36%	47%
Not a citizen	64%	53%
Estimated Immigrant Population	126,748	42,101,449

## Year of Immigration

Immigrants living in the Indianapolis-Carmel-Anderson metro area are significantly more likely to report arriving in the Indianapolis-Carmel-Anderson metro area more recently compared to all other immigrants in the United States (Figure 5). In fact, 58 percent of immigrants in the Indianapolis metro area reported arriving to the U.S. in the year 2000 or later, compared to 40 percent of all other immigrants in the U.S. The median year of immigration to the U.S. for foreign-born individuals living in Indianapolis-Carmel-Anderson metro area is 2001, which is much later compared to all immigrants in the United States (1996).

**Figure 5. Year of Immigration Among Immigrants**



## Immigrants in the Indianapolis-Carmel-Anderson, IN Metropolitan Area

### Race/Ethnicity

There are higher shares of immigrants in the Indianapolis-Carmel-Anderson metro area who identified as Asian, Black, or other, compared to the remainder of immigrants living across the United States (Figure 6). Comparatively, there is a smaller share of immigrants in the Indianapolis-Carmel-Anderson metro area who identified as Hispanic.

**Figure 6. Race and Ethnicity Among Immigrants**

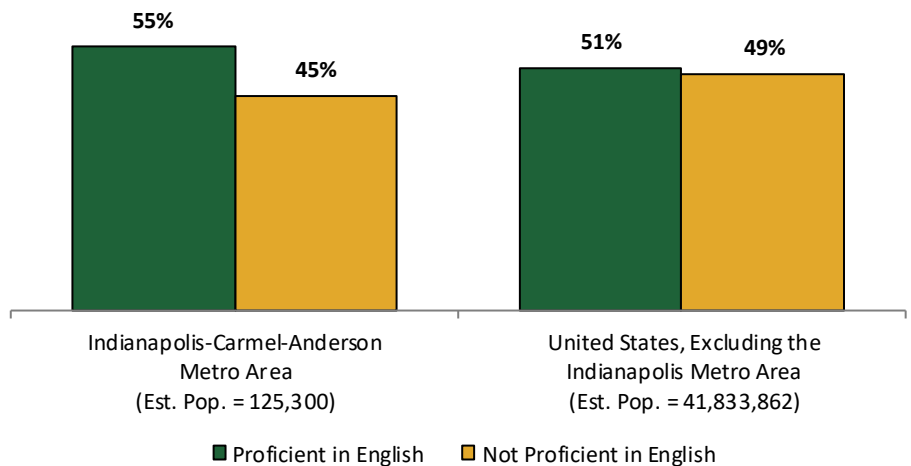
	Indianapolis-Carmel-Anderson Metro Area	United States, Excluding the Indianapolis Metro Area
White	37%	48%
Asian	30%	26%
Other	18%	15%
Black	13%	9%
Two or more races	2%	2%
Percentage	100%	100%
Hispanic	40%	45%
Not-Hispanic	60%	55%
Percentage	100%	100%
<b>Estimated Immigrant Population</b>	<b>126,748</b>	<b>42,101,449</b>

### English Proficiency

Figure 7 shows that immigrants in the Indianapolis-Carmel-Anderson metro area report slightly higher levels of English proficiency (speak English or speak English very well) compared to all other immigrants nationwide (51 percent)

**Figure 7. English Proficiency Rates Among Immigrants**

Foreign-Born Individuals, Age 5+



#### ABOUT THE INSTITUTE FOR IMMIGRATION RESEARCH

The IIR works to refocus the immigration conversation among academics, policy-makers and the public, including the business community and media, by producing and disseminating valid, reliable, and objective, multidisciplinary academic research related to immigrants and immigration to the United States. The Institute for Immigration Research is a joint venture between George Mason University and the Immigrant Learning Center, Inc. (ILC) of Massachusetts. To learn more about the Institute for Immigration Research call (703) 993-5833, email [iir@gmu.edu](mailto:iir@gmu.edu), or visit us online at [iir.gmu.edu](http://iir.gmu.edu).