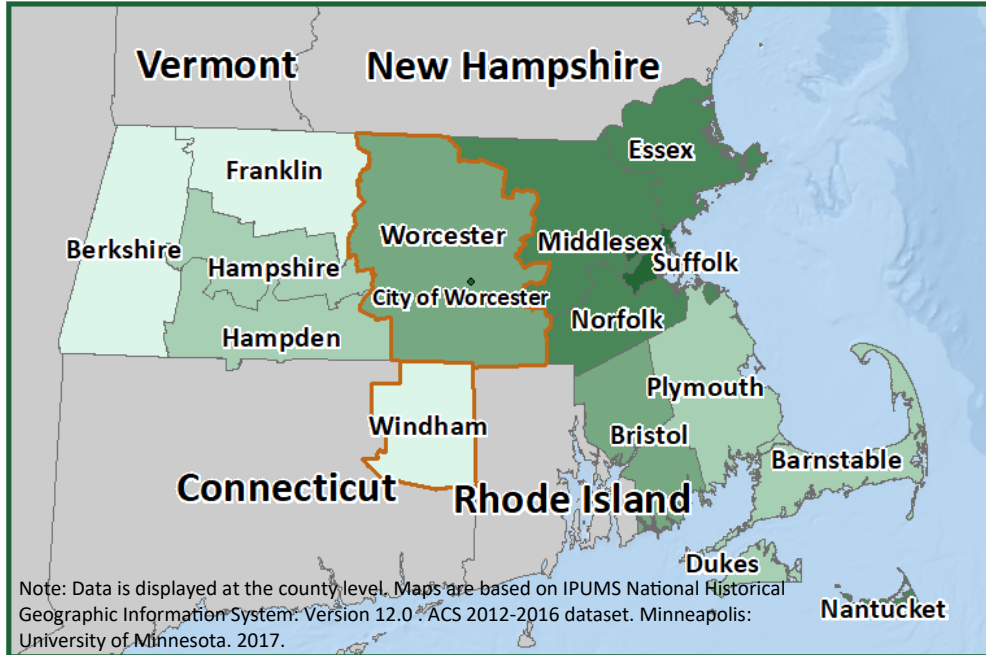


Immigrants in the Worcester, MA-CT Metro Area

Figure 1. Immigrants in the Worcester Metro Area and Massachusetts



2016 NUMBERS AT A GLANCE

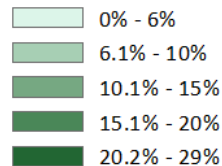
- **42,228,200:** Approximate number of immigrants¹ living in the U.S. (13% of the population)
- **97,900:** Approximate number of immigrants living in the Worcester metro area (11% of the area's population)
- **8th:** Rank of Massachusetts among the 50 states and Washington, D.C. in terms of immigrants as a percentage of the state's population

Immigrants in the Worcester, MA-CT Metro Area

Figure 1 shows how the immigrant population is distributed across the state of Massachusetts. There are approximately 1,069,433 immigrants in Massachusetts, and the Worcester metro area (Worcester County MA and Windham County CT) has approximately 97,941 immigrants. Worcester County, Massachusetts has a higher concentration of immigrant population compared to Windham County, Connecticut.



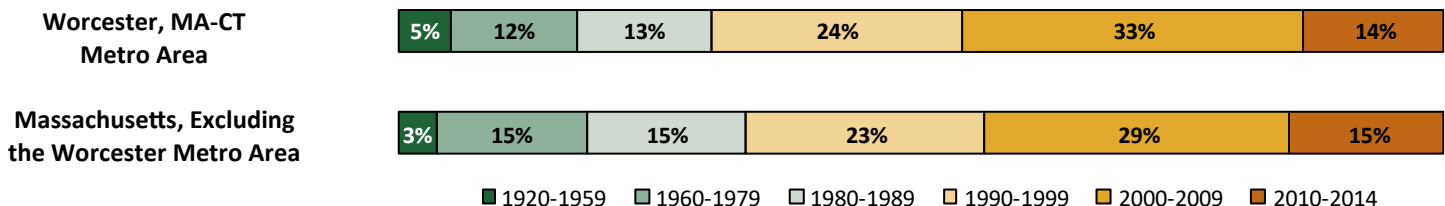
Foreign Born as a Percentage of the Total County Population



Year of Immigration

Figure 2 shows that immigrants living in the Worcester metro area are slightly more likely to have migrated to the United States after 2000 compared to all other immigrants living in Massachusetts.²

Figure 2. Year of Immigration Among Immigrants, 1920 – 2014



■ 1920-1959 ■ 1960-1979 ■ 1980-1989 ■ 1990-1999 ■ 2000-2009 ■ 2010-2014

All analysis in this fact sheet is based on source data from the U.S. Census Bureau American Community Survey, 2012-2016 distributed through IPUMS-USA, University of Minnesota, www.ipums.org.

¹ Please note that the terms "immigrant" and "foreign born" are used interchangeably throughout this fact sheet. Foreign born refers to individuals who are not a U.S. citizen at birth or who were born outside the U.S., Puerto Rico or other U.S. territories and whose parents are not U.S. citizens. The foreign born may include naturalized U.S. citizens, Legal Permanent Residents, temporary residents, refugees and asylees, and others. Additionally, native born includes those who are U.S. citizens at birth, those born in the United States, Puerto Rico, or other U.S. territories, and those born abroad to a parent who is a U.S. citizen.

² All other immigrants in Massachusetts excluding the Worcester metro area.

³ A household includes all the people who occupy a housing unit. A native-born U.S. citizen household is defined as a household which is headed by a native-born U.S. citizen, regardless of the immigration status of the spouse. Conversely, an immigrant headed household is defined as a household which is headed by a foreign-born individual, regardless of the immigration status of the spouse. With regard to income, the total household income is used. This includes the total annual income of all members of the household.

Immigrants in the Worcester, MA-CT Metro Area

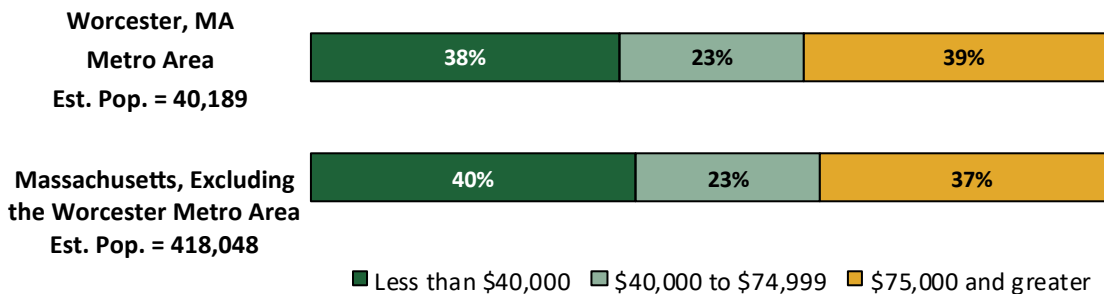
 **Figure 3. Household Family Size Among Immigrant Households³**

Number of Family Members per Immigrant Household	Worcester Metro Area	Massachusetts Excluding the Worcester Metro Area
1	23%	26%
2	26%	27%
3	18%	19%
4+	33%	28%
Estimated Immigrant Households	40,189	418,075

Size of Household

Figure 3 shows that immigrant-headed households in the Worcester metro area and all other immigrant households in Massachusetts have similarly sized households, but immigrant-headed households in the Worcester metro area are slightly more likely to report households of 4 or more family members compared to all other immigrant households in Massachusetts.

 **Figure 4. Household Income Among Immigrant Households³**



Household Income

Figure 4 shows that a slightly higher percentage of immigrant-headed households in the Worcester metro area earn \$40,000 or more (median income is \$57,541) compared to all other immigrant households in Massachusetts (median income is \$53,062).

 **Figure 5. Poverty Rate Among Immigrants**

	Worcester Metro Area	Massachusetts Excluding the Worcester Metro Area
Below poverty line	14%	15%
At or above the poverty line	86%	85%
Estimated Immigrant Population	95,421	952,944

Poverty

Figure 5 shows that 14% of foreign-born individuals in the Worcester metro area are below the poverty line, which is almost the same as all other immigrants in Massachusetts.

ABOUT THE INSTITUTE FOR IMMIGRATION RESEARCH

The IIR works to refocus the immigration conversation among academics, policy-makers and the public, including the business community and media, by producing and disseminating valid, reliable, and objective, multidisciplinary academic research related to immigrants and immigration to the United States. The Institute for Immigration Research is a joint venture between George Mason University and the Immigrant Learning Center, Inc. (ILC) of Massachusetts. To learn more about the Institute for Immigration Research call (703) 993-5833, email iir@gmu.edu, or visit us online at iir.gmu.edu.

IMMIGRATION DATA ON DEMAND (iDod)

iDod
Immigration
Data on Demand

The iDod service is offered free of charge to help individuals and institutions examine the immigrant populations of their particular geography. Recipients of this data will see how immigrants provide vital contributions to the economy and society of the U.S. Ultimately, the goal of the iDod project is to create collaborations and connect people with data of interest on immigrant populations from their particular geographic region or economic sector.