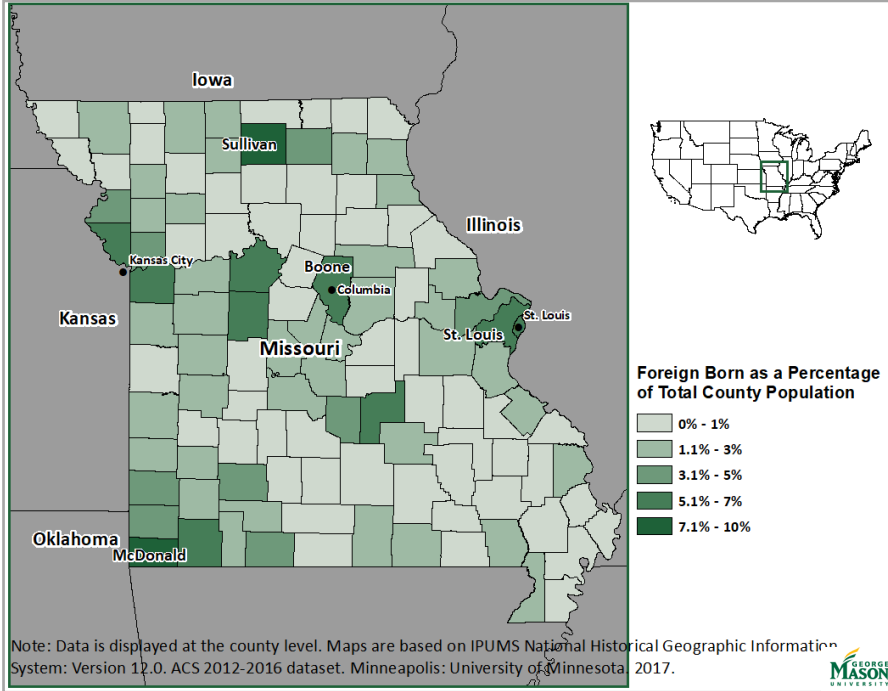


## Immigrants in Missouri

**Figure 1. Immigrants in Missouri**



### 2016 NUMBERS AT A GLANCE

- **42,228,200:** Approximate number of immigrants\* living in the U.S. (13% of the population)
- **235,400:** Approximate number of immigrants living in Missouri (4% of the state's population)
- **42nd:** Rank of the state of Missouri among the 50 states and Washington, D.C. in terms of immigrants as a percentage of the state's population

### Distribution of Immigrants in the State of Missouri

Figure 1 shows where immigrants live in the state of Missouri. McDonald County, Sullivan County, St. Louis County, St. Louis City and Boone County reported the highest percentages of foreign-born residents in Missouri.

### Country of Birth

Foreign-born individuals living in Missouri come from a variety of countries (Figure 2). Compared to all other immigrants living in the United States, there are smaller shares of immigrants from Mexico and larger shares of immigrants from Vietnam and Bosnia living in Missouri.

**Figure 2. Top Five Countries of Birth Among Immigrants**

Missouri		United States	
Mexico	17%	Mexico	27%
India	7%	India	5%
China	7%	China	5%
Vietnam	5%	Philippines	5%
Bosnia	4%	El Salvador	3%
147 Other Countries	60%	151 Other Countries	55%
<b>Estimated Immigrant Population</b>	<b>235,358</b>	<b>Estimated Immigrant Population</b>	<b>41,992,839</b>

All analysis in this fact sheet is based on source data from the U.S. Census Bureau American Community Survey, 2012-2016 distributed through IPUMS-USA, University of Minnesota, [www.ipums.org](http://www.ipums.org), unless otherwise noted.

\*Please note that the terms "immigrant" and "foreign born" are used interchangeably throughout this fact sheet. Foreign born refers to individuals who are not a U.S. citizen at birth or who were born outside the U.S., Puerto Rico or other U.S. territories and whose parents are not U.S. citizens. The foreign born may include naturalized U.S. citizens, Legal Permanent Residents, temporary residents, refugees and asylees, and others. Additionally, native born includes those who are U.S. citizens at birth, those born in the United States, Puerto Rico, or other U.S. territories, and those born abroad to a parent who is a U.S. citizen.

## Immigrants in Missouri

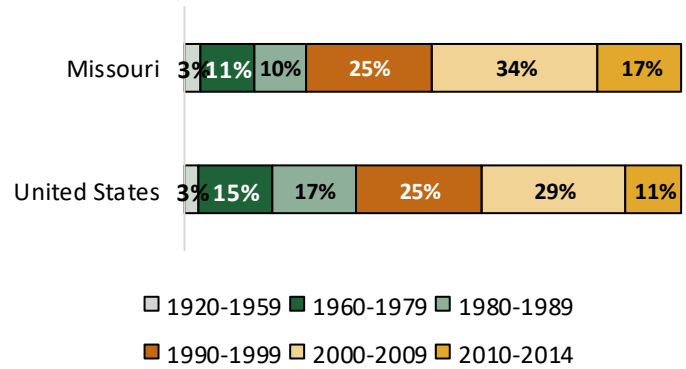
**Figure 3. Self-Employment Status Among Immigrants**  
Foreign-Born Individuals, Age 16+

	Missouri	United States
Self-employed and Unincorporated	6%	8%
Self-employed in Own Incorporated Business	4%	4%
Works for Wages or Salary	90%	93%
Estimated Immigrant Population	139,569	24,857,920

### Self-Employment

Immigrants living in Missouri are slightly less likely to report they are self-employed and unincorporated compared to all other immigrants in the United States.

**Figure 4. Year of Immigration Among Immigrants**




### Year of Immigration

Immigrants living in Missouri are slightly more likely to report arriving in the United States more recently compared to all other immigrants in the United States.

**Figure 5. Personal Income Among Immigrants**  
Foreign-Born Individuals in the Labor Force and Employed

Full-Time, Age 16+



■ Less than \$40,000 ■ \$40,000 to \$74,999 □ \$75,000 or more

### Personal Income

Personal income categories among immigrants living in Missouri are the same compared to all other immigrants living across the United States. Immigrants living in Missouri reported a slightly higher median personal income (\$38,322) compared to all other immigrants living across the United States (\$37,468).

**Figure 6. Poverty Status Among Immigrants**

	Missouri	United States
Below Poverty Line	20%	18%
At or Above the Poverty Line	80%	82%
Estimated Immigrant Population	229,463	41,439,457

### Poverty

Compared to all other immigrants living in the United States (18 percent), there is a larger share of immigrants living below poverty line in Missouri (20 percent).

#### ABOUT THE INSTITUTE FOR IMMIGRATION RESEARCH

The IIR works to refocus the immigration conversation among academics, policy-makers and the public, including the business community and media, by producing and disseminating unbiased and objective, interdisciplinary academic research related to immigrants and immigration to the United States. The Institute for Immigration Research is a joint venture between George Mason University and the Immigrant Learning Center, Inc. (ILC) of Massachusetts. To learn more about the Institute for Immigration Research call (703) 993-5833, email [iir@gmu.edu](mailto:iir@gmu.edu), or visit us online at [iir.gmu.edu](http://iir.gmu.edu).