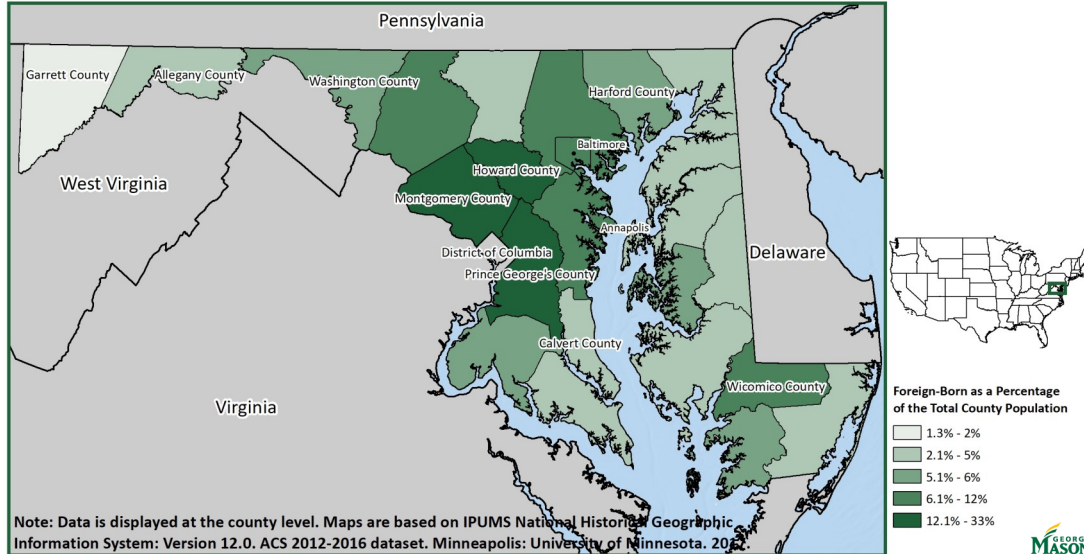


Immigrants in Prince George's County, Maryland

Figure 1. Immigrants in Maryland



2016 NUMBERS AT A GLANCE

- **42,228,200:** Approximate number of immigrants* living in the U.S. (13% of the population)
- **874,700:** Approximate number of immigrants living in Maryland (15% of the state's population)
- **194,100:** Approximate number of immigrants living in Prince George's County, MD (22% of the county's population)
- **9th:** Rank of the state of Maryland among the 50 states and Washington, D.C. in terms of immigrants as a percentage of the state's population

Distribution of Immigrants in the State of Maryland

Figure 1 shows where immigrants live in the state of Maryland. Central Maryland, including Montgomery County (33%), Prince George's County (22%), and Howard County (20%), reported the highest percentages of immigrants. Immigrants make up the smallest shares of the population in Garrett County, Allegany County, and Calvert County, MD.

Country of Birth

Foreign-born individuals living in Prince George's County, MD come from a variety of countries, distinct from the remainder of Maryland (Figure 2). Compared to all other immigrants in the state of Maryland, there are larger shares of immigrants from El Salvador living in Prince George's County, MD. Immigrants from Nigeria, Guatemala, Mexico, and Jamaica round out the top five countries of birth in Prince George's County, but are not in the top five immigrant groups in the state of Maryland.

Figure 2. Top Five Countries of Birth Among Immigrants

Prince George's County, MD		Maryland	
El Salvador	23%	El Salvador	10%
Nigeria	8%	India	8%
Guatemala	7%	China	5%
Mexico	6%	Korea	5%
Jamaica	5%	Philippines	4%
130 Other Countries	51%	149 Other Countries	68%
Estimated Immigrant Population	194,114	Estimated Immigrant Population	680,577

All analysis in this fact sheet is based on source data from the U.S. Census Bureau American Community Survey, 2012-2016 distributed through IPUMS-USA, University of Minnesota, www.ipums.org, unless otherwise noted.

*Please note that the terms "immigrant" and "foreign born" are used interchangeably throughout this fact sheet. Foreign born refers to individuals who are not a U.S. citizen at birth or who were born outside the U.S., Puerto Rico or other U.S. territories and whose parents are not U.S. citizens. The foreign born may include naturalized U.S. citizens, Legal Permanent Residents, temporary residents, refugees and asylees, and others. Additionally, native born includes those who are U.S. citizens at birth, those born in the United States, Puerto Rico, or other U.S. territories, and those born abroad to a parent who is a U.S. citizen.

**A household includes all the people who occupy a housing unit. A native-born U.S. citizen household is defined as a household which is headed by a native-born U.S. citizen, regardless of the immigration status of the spouse. Conversely, an immigrant headed household is defined as a household which is headed by a foreign-born individual, regardless of the immigration status of the spouse. With regard to income, the total family income is used. This includes the total annual income of all family members in the household.

Immigrants in Prince George's County, Maryland

Number of Children per Household**

Immigrant headed households in Prince George's County, MD are slightly more likely to report three or more children compared to all other immigrant-headed households across the Maryland, as shown in Figure 3. Additionally, the average number of children living in an immigrant-headed household in Prince George's County, MD is 1.2, which is greater than the average number of children living in all other immigrant-headed households across Maryland (1.0).

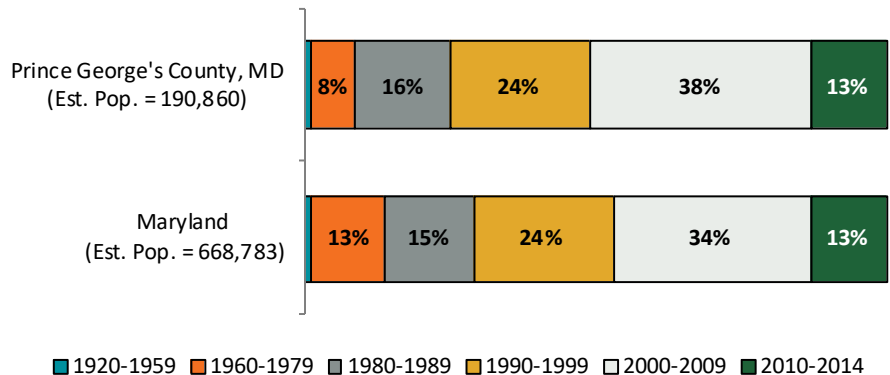
Figure 3. Number of Children per Immigrant Household

	Prince George's County, MD	Maryland
0 Children	39%	44%
1 Child	24%	22%
2 Children	22%	23%
3 Children	10%	8%
4+ Children	5%	3%
Estimated Immigrant Households	69,142	272,184

Year of Immigration

Immigrants living in Prince George's County, MD are slightly more likely to report arriving in the United States more recently compared to all other immigrants in Maryland (Figure 4). The median year of immigration to the U.S. for foreign-born individuals living in Prince George's County, MD is 2000, which is later compared to all immigrants in Maryland (1998).

Figure 4. Year of Immigration Among Immigrants

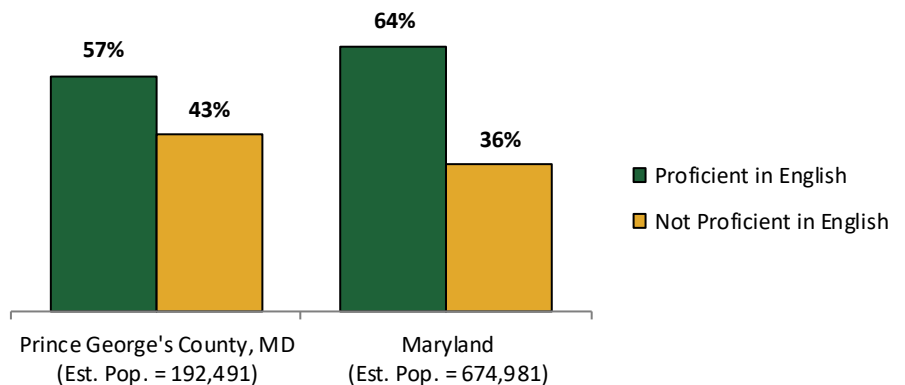


English Proficiency

Figure 5 highlights the proportion of foreign-born individuals who are proficient in English (speak only English or speak English very well) who live in Prince George's County, MD and in Maryland. Overall, immigrants living in Prince George's County, MD are less likely to be proficient in English compared to all other immigrants living across the state of Maryland.

Figure 5. English Proficiency Rates Among Immigrants

Foreign-Born Individuals, Age 5+



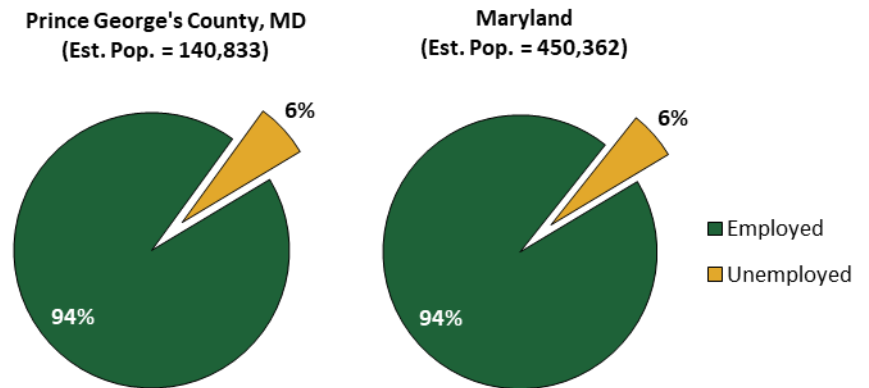
Immigrants in Prince George's County, Maryland

Employment Status

Figure 6 shows that immigrants between 16 and 65 years of age in Prince George's County, MD report similar rates of employment compared to all other immigrants living across the state of Maryland.

Figure 6. Employment Status Among Immigrants

Foreign-Born Individuals in the Labor Force, Age 16—65

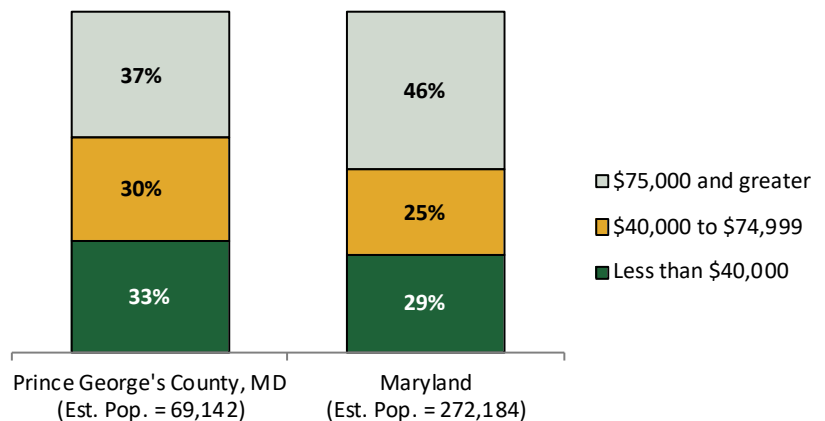


Household Income

Immigrant-headed households in Prince George's County, MD are less likely to earn \$75,000 or more compared to all other immigrant-headed households across Maryland (Figure 7). Additionally, immigrant-headed households in Prince George's County, MD reported lower median personal incomes (\$57,700) compared to all other immigrant-headed households in the state of Maryland (\$69,242).

Figure 7. Household Income Among Immigrants

Foreign-Born Headed Households



ABOUT THE INSTITUTE FOR IMMIGRATION RESEARCH

The IIR works to refocus the immigration conversation among academics, policy-makers and the public, including the business community and media, by producing and disseminating unbiased and objective, interdisciplinary academic research related to immigrants and immigration to the United States. The Institute for Immigration Research is a joint venture between George Mason University and the Immigrant Learning Center, Inc. (ILC) of Massachusetts. To learn more about the Institute for Immigration Research call (703) 993-5833, email iir@gmu.edu, or visit us online at iir.gmu.edu.