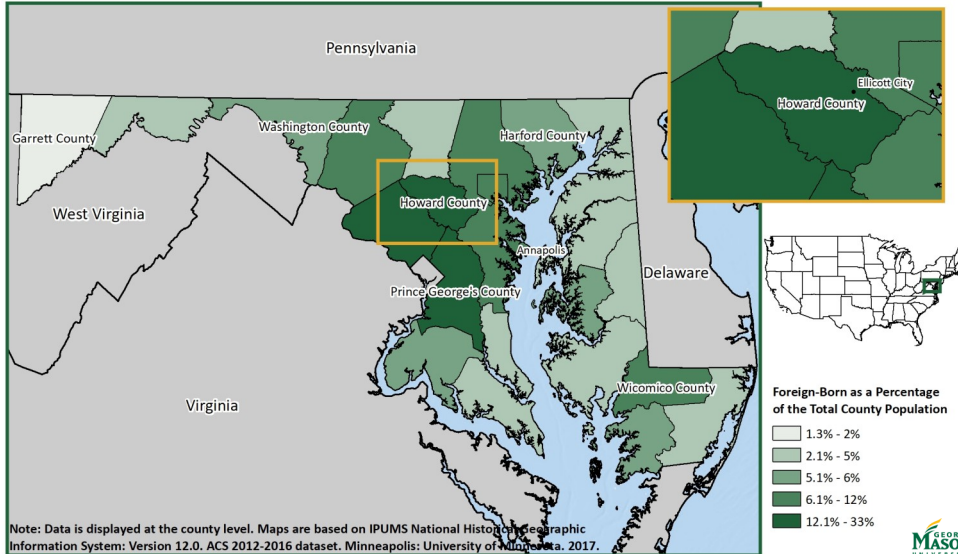


Immigrants in Howard County, Maryland

Figure 1. Immigrants in Maryland



2016 NUMBERS AT A GLANCE

- **42,228,200:** Approximate number of immigrants* living in the U.S. (13% of the population)
- **874,700:** Approximate number of immigrants living in Maryland (15% of the state's population)
- **61,000:** Approximate number of immigrants living in Howard County, MD (20% of the county's population)
- **9th:** Rank of the state of Maryland among the 50 states and Washington, D.C. in terms of immigrants as a percentage of the state's population

Distribution of Immigrants in the State of Maryland

Figure 1 shows where immigrants live in the state of Maryland. Central Maryland, including Montgomery County (33 percent), Prince George's County (21 percent), and Howard County (20 percent), reported the highest percentages of immigrants. Immigrants make up the smallest shares of the population in Garrett County, Allegany County, and Calvert County, MD.

Country of Birth

Foreign-born individuals living in Howard County, MD come from a variety of countries (Figure 2). Compared to all other immigrants in the state of Maryland, there are larger shares of immigrants from South and East Asia, including India, Korea, China, and Pakistan, living in Howard County, MD.

Figure 2. Top Five Countries of Birth Among Immigrants

Howard County, MD		Maryland	
India	16%	El Salvador	13%
Korea	16%	India	6%
China	8%	China	4%
Pakistan	4%	Mexico	4%
Nigeria	3%	Philippines	4%
118 Other Countries	53%	149 Other Countries	69%
Estimated Immigrant Population	60,969	Estimated Immigrant Population	813,722

All analysis in this fact sheet is based on source data from the U.S. Census Bureau American Community Survey, 2012-2016 distributed through IPUMS-USA, University of Minnesota, www.ipums.org, unless otherwise noted.

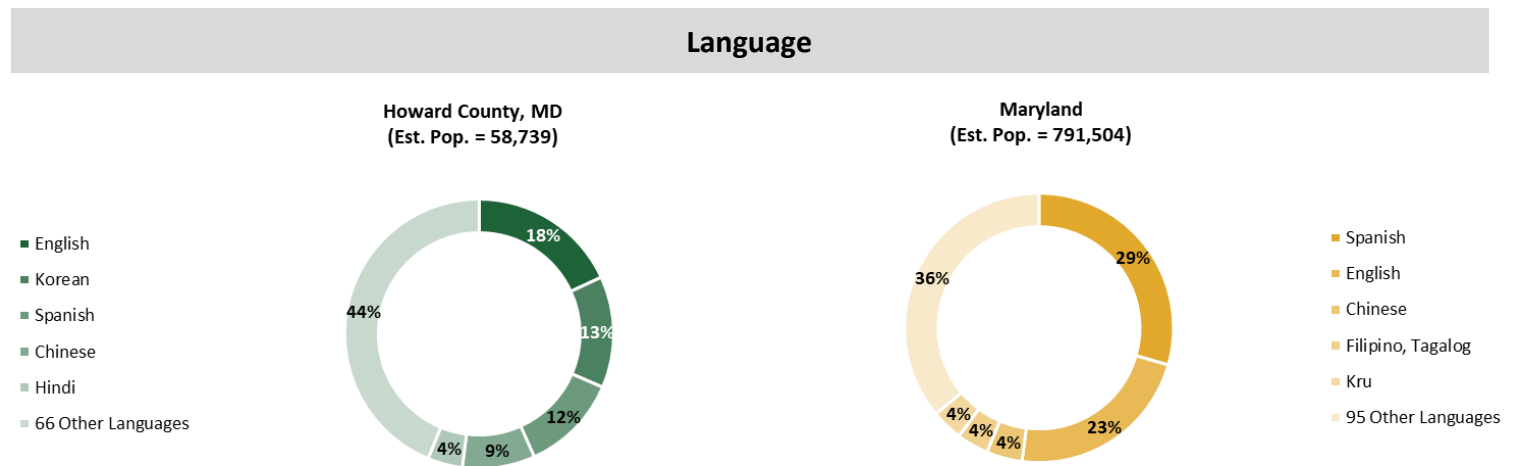
*Please note that the terms "immigrant" and "foreign born" are used interchangeably throughout this fact sheet. Foreign born refers to individuals who are not a U.S. citizen at birth or who were born outside the U.S., Puerto Rico or other U.S. territories and whose parents are not U.S. citizens. The foreign born may include naturalized U.S. citizens, Legal Permanent Residents, temporary residents, refugees and asylees, and others. Additionally, native born includes those who are U.S. citizens at birth, those born in the United States, Puerto Rico, or other U.S. territories, and those born abroad to a parent who is a U.S. citizen.

Immigrants in Howard County, Maryland

Languages Spoken at Home[†]

Across Howard County, MD and the state of Maryland, one of the most common language spoken at home is English (Figure 3). While English is the most commonly spoken language at home by immigrants in Howard County, MD, it is the second most commonly spoken language at home by all other immigrants in the state of Maryland, after Spanish. Compared to all other foreign-born individuals living in the state of Maryland, there are fewer immigrants living in Howard County, MD who speak Spanish at home. However, there are greater percentages of immigrants in Howard County, MD who speak Korean; Chinese; or Hindi at home.

Figure 3. Top Five Languages Spoken at Home Among Immigrants
Foreign-Born Individuals, Age 5+

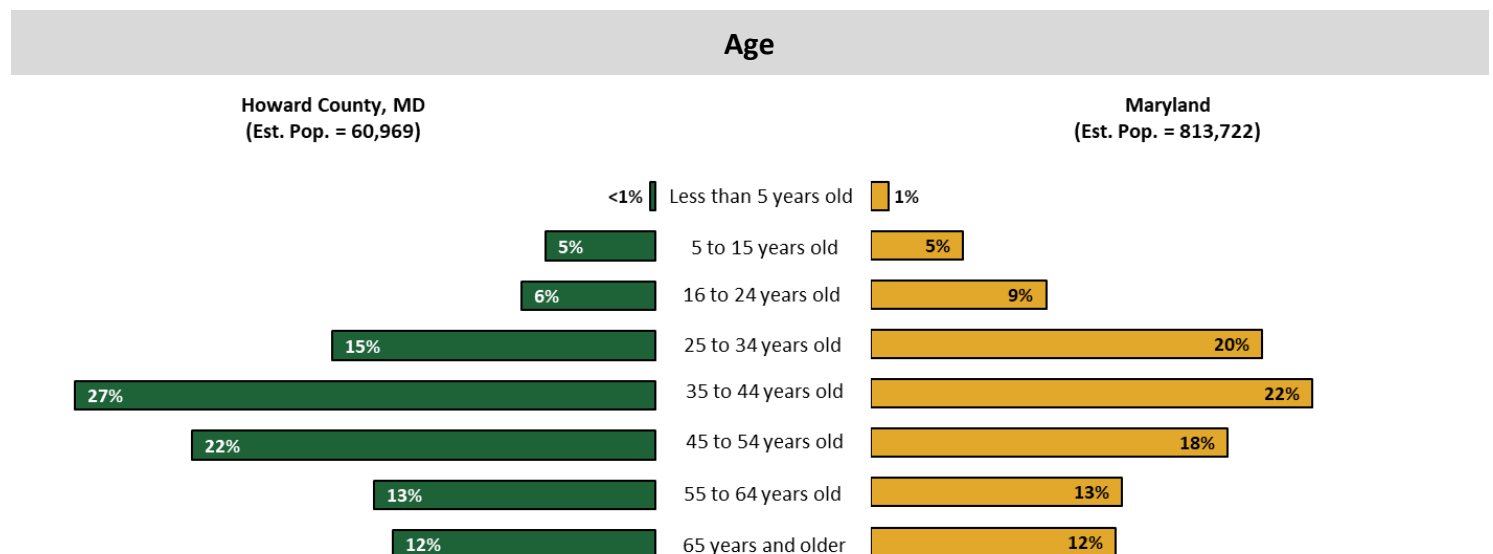


[†] Source: American Community Survey (ACS) 2011—2015 5-year sample data from Integrated Public Use Microdata Sample (IPUMS-USA)

Age

Figure 4 shows that immigrants living in Howard County, MD are more likely to be between the ages of 35 and 54 years old compared to all other immigrants living in the state of Maryland. Additionally, the median age of foreign-born individuals living in Howard County, MD is 43, which is slightly higher than the median age of all other immigrants living in the state of Maryland (41).

Figure 4. Age of Immigrants

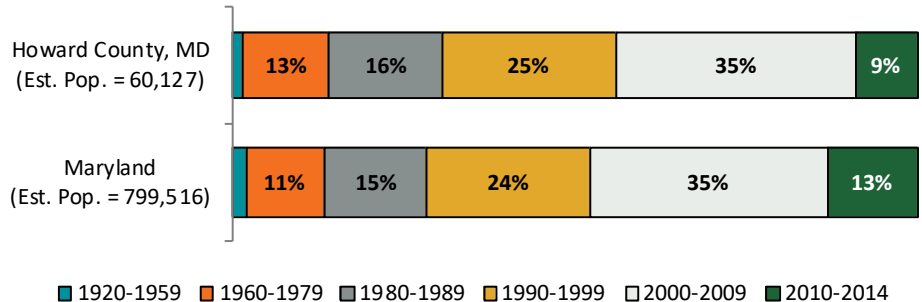


Immigrants in Howard County, Maryland

Year of Immigration

Immigrants living in Howard County, MD are slightly more likely to report arriving in the U.S. earlier compared to all other immigrants in Maryland. The median year of immigration to the U.S. for foreign-born individuals living in Howard County, MD is 1998, which is earlier compared to all immigrants in Maryland (1999).

Figure 5. Year of Immigration Among Immigrants, 1920 - 2014



Educational Attainment

Figure 6 shows that immigrants ages 16 to 35 years old living in Howard County, MD report higher educational attainment compared to all other immigrants living in the state of Maryland. Slightly less than one in four immigrants living in Howard County, MD either have their high school diploma or have some college education, but are not in school. Compared to all other immigrants in Maryland, immigrants in Howard County, MD were significantly more likely to have obtained a bachelor's degree or higher.

Figure 6. Educational Attainment Among Immigrants

Foreign-Born Individuals, Age 16—35

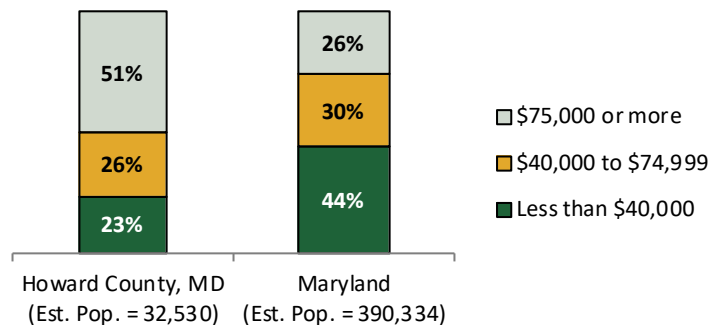
	Howard County, MD	Maryland
No High School Diploma	17%	25%
High School Diploma	14%	21%
Some College- Not in School	8%	9%
Some College- In School	10%	10%
Associate's Degree	5%	5%
Bachelor's Degree	24%	18%
Graduate, Professional, or Doctoral Degree	22%	12%
Estimated Immigrant Population (Ages 16-35)	14,495	252,741

Personal Income

Full-time employed immigrants who are ages 16 years and older living in Howard County, MD are significantly more likely to earn \$40,000 or more compared to all other immigrants living across Maryland (Figure 7). Additionally, Immigrants living in Howard County, MD reported higher median personal incomes (\$75,948) compared to all other immigrants living in the state of Maryland (\$43,999).

Figure 7. Personal Income Among Immigrants

Foreign-Born Individuals in the Labor Force and Employed Full-Time, Age 16+



ABOUT THE INSTITUTE FOR IMMIGRATION RESEARCH

The IIR works to refocus the immigration conversation among academics, policy-makers and the public, including the business community and media, by producing and disseminating unbiased and objective, interdisciplinary academic research related to immigrants and immigration to the United States. The Institute for Immigration Research is a joint venture between George Mason University and the Immigrant Learning Center, Inc. (ILC) of Massachusetts. To learn more about the Institute for Immigration Research call (703) 993-5833, email iir@gmu.edu, or visit us online at iir.gmu.edu.