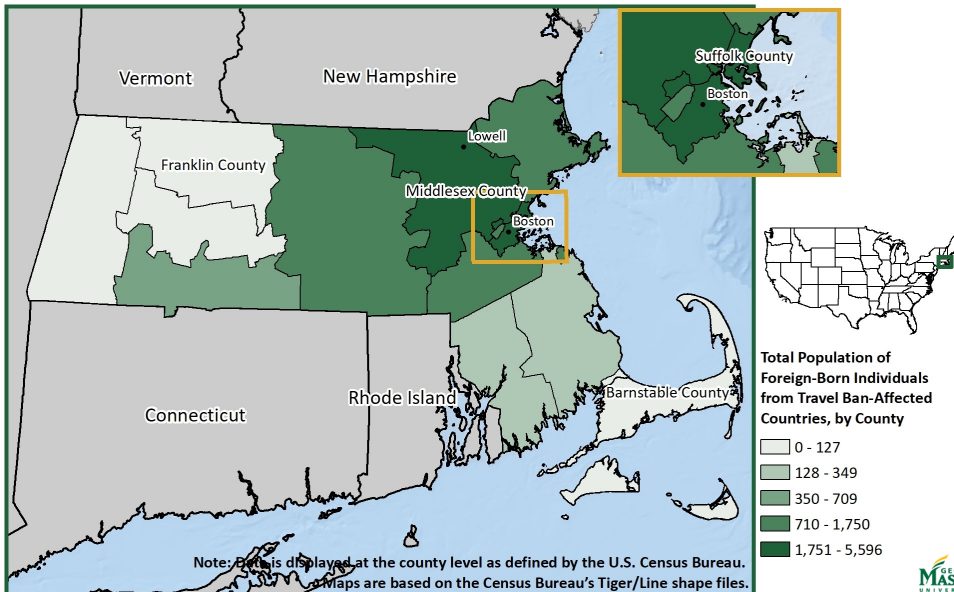


Immigrants in Massachusetts

A Profile of Immigrants from Travel Ban-Affected Countries

Figure 1. Immigrants from Travel-Ban Affected Countries in Massachusetts



2016 NUMBERS AT A GLANCE

- **835,600:** Approximate number of immigrants* from travel ban-affected countries living in the U.S. (<1% of the population)
- **15,500:** Approximate number of immigrants from travel ban-affected countries living in Massachusetts (<1% of the state's population)
- **9th:** Rank of the state of Massachusetts among the 50 states and Washington, D.C. in terms of immigrants from travel ban-affected countries as a percentage of the state's population

Distribution of Immigrants from Travel Ban-Affected Countries in the State of Massachusetts

Figure 1 shows where immigrants from travel ban-affected countries live in the state of Massachusetts. Middlesex County (5,596), Suffolk County (3,774), and Norfolk County (1,750), reported the highest count of immigrants from travel ban-affected countries. The counties Nantucket County, Berkshire County, and Dukes County, MA report the lowest number of travel ban-affected immigrants.

Country of Birth†

Most of the travel-ban affected immigrants living in Massachusetts are from Iran, Venezuela, or Somalia (Figure 2).

Figure 2. Number of Immigrants from Travel-Ban Affected Countries Living in Massachusetts

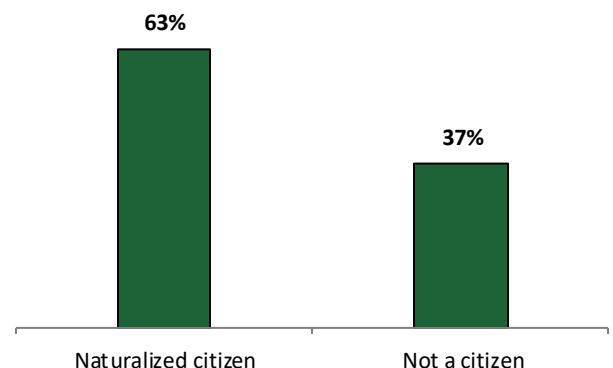
Massachusetts		
Country of Origin	Estimated Number living in MA	Percentage of Travel Ban Population in MA
Iran	5,612	36%
Venezuela	3,667	24%
Somalia	3,161	20%
Syria	2,649	17%
Libya	441	3%
North Yemen	2	<1%
Total	15,532	100%

† Note: There is no available census data for individuals from North Korea. Only information for individuals from North Yemen is available.

Citizenship

Figure 3 shows that slightly under two-thirds of immigrants from travel ban-affected countries living in Massachusetts are naturalized citizens.

Figure 3. Citizenship Status of Immigrants from Travel Ban-Affected Countries



All analysis in this fact sheet is based on source data from the U.S. Census Bureau American Community Survey, 2012-2016 distributed through IPUMS-USA, University of Minnesota, www.ipums.org.

*Please note that the terms "immigrant" and "foreign born" are used interchangeably throughout this fact sheet. Foreign born refers to individuals who are not a U.S. citizen at birth or who were born outside the U.S., Puerto Rico or other U.S. territories and whose parents are not U.S. citizens. The foreign born may include naturalized U.S. citizens, Legal Permanent Residents, temporary residents, refugees and asylees, and others. Additionally, native born includes those who are U.S. citizens at birth, those born in the United States, Puerto Rico, or other U.S. territories, and those born abroad to a parent who is a U.S. citizen.

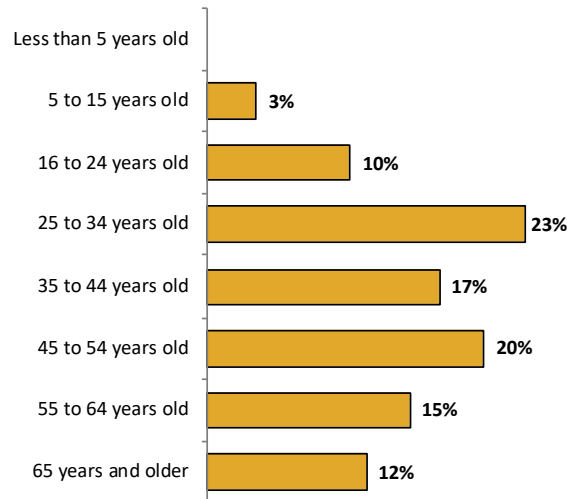
Immigrants in Massachusetts

A Profile of Immigrants from Travel Ban-Affected Countries

Age


Figure 5 shows that immigrants from travel ban-affected countries living in Massachusetts tend to be older, with over two-thirds of the population reporting to be 35 years and older. The median age of immigrants from travel ban-affected countries living in Massachusetts is 43.

 **Figure 5. Age of Immigrants from Travel Ban-Affected Countries**



English Proficiency

Two-thirds of foreign-born individuals from travel ban-affected countries living in Massachusetts are proficient in English (speaks only English or speaks English very well) (Figure 6).

 **Figure 6. English Proficiency Among Immigrants**

Foreign-Born Individuals, Age 5+

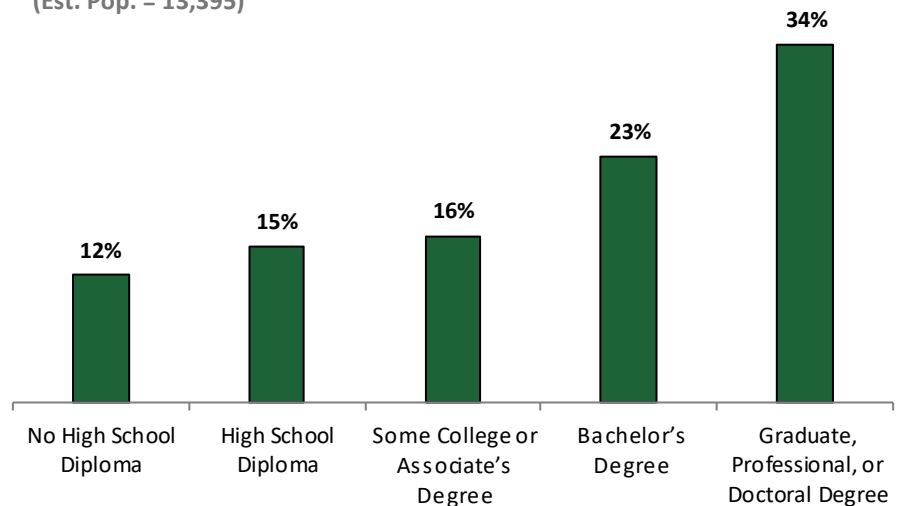
	Massachusetts
Proficient in English	66%
Not Proficient in English	34%
Estimated Immigrant Population (Age 5+)	15,532

Educational Attainment

Figure 7 shows that over half (57 percent) of the immigrants from travel ban-affected countries living in Massachusetts report having a bachelor's, graduate, professional, or doctoral degree. Among the native born U.S. population, 30 percent have a bachelor's, graduate, professional, or doctoral degree.

 **Figure 7. Educational Attainment Among Immigrants**

Foreign-Born Individuals, Age 25+
(Est. Pop. = 13,395)



ABOUT THE INSTITUTE FOR IMMIGRATION RESEARCH

The IIR works to refocus the immigration conversation among academics, policy-makers and the public, including the business community and media, by producing and disseminating unbiased and objective, interdisciplinary academic research related to immigrants and immigration to the United States. The Institute for Immigration Research is a joint venture between George Mason University and the Immigrant Learning Center, Inc. (ILC) of Massachusetts. To learn more about the Institute for Immigration Research call (703) 993-5833, email iir@gmu.edu, or visit us online at iir.gmu.edu.